

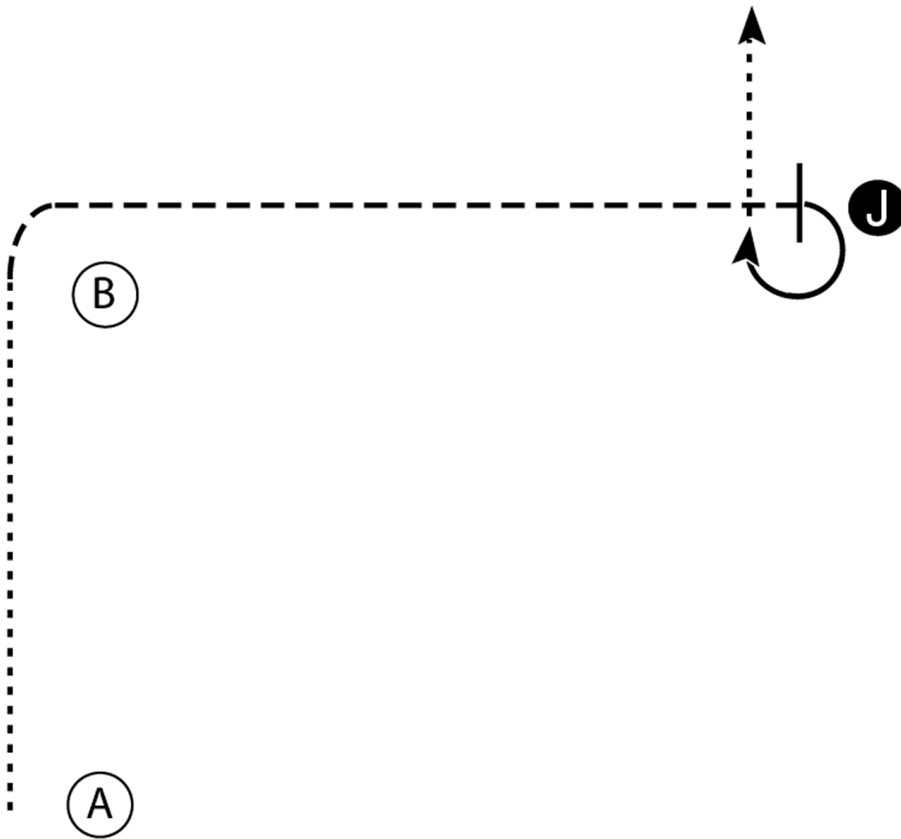
# INDIAN SUMMER SHOW

## PRAB Showmanship (Beginners)


Show Date: 21/22 September 2024


w w w . H o r s e S h o w P a t t e r n s . c o m


w w w . H o r s e S h o w P a t t e r n s . c o m





1. Walk from A to B.
2. Trot from B to the Judge.
3. Stop and set up for inspection.
4. When dismissed perform a 270 degree turn and walk straight away from the Judge.

Walk 

Trot 

Back 

Marker 

Judge 

[S/WT-2]

Pattern Provided by:

*BQHA*

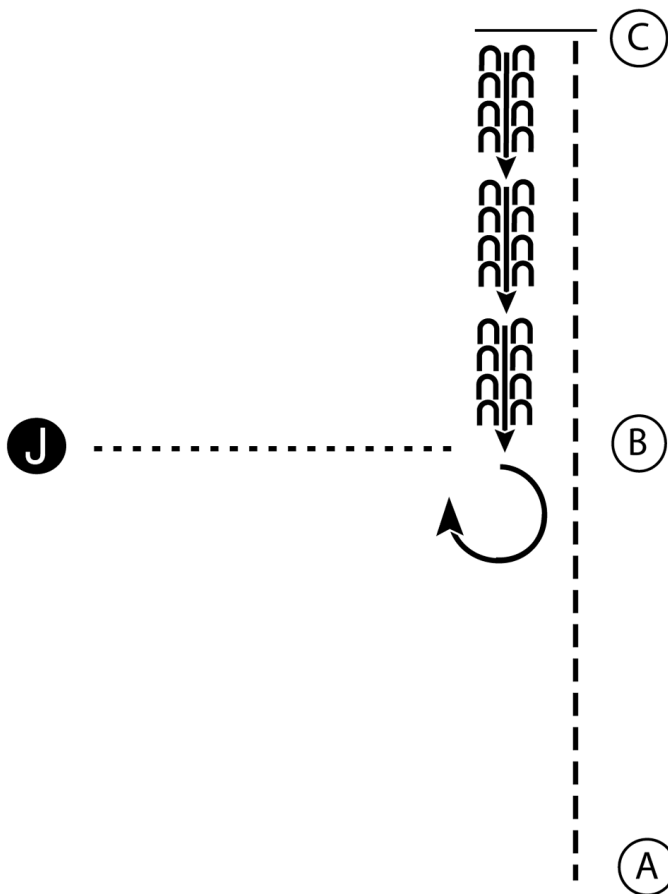
# INDIAN SUMMMER SHOW

## AQHA Showmanship (L1 Youth / L1 Amateur)

Show Date: 21/22 September 2024

w w w . H o r s e S h o w P a t t e r n s . c o m

w w w . H o r s e S h o w P a t t e r n s . c o m



1. Trot from A to C.
2. Stop at C.
3. Back to B.
4. Perform a 270 degree turn.
5. Walk to the judge and set up for inspection.
6. When dismissed walk to line-up.

- Walk .....  
Trot - - - - -  
Back ← C C C C C  
Marker (B)  
Judge (J)

[S/1-3]

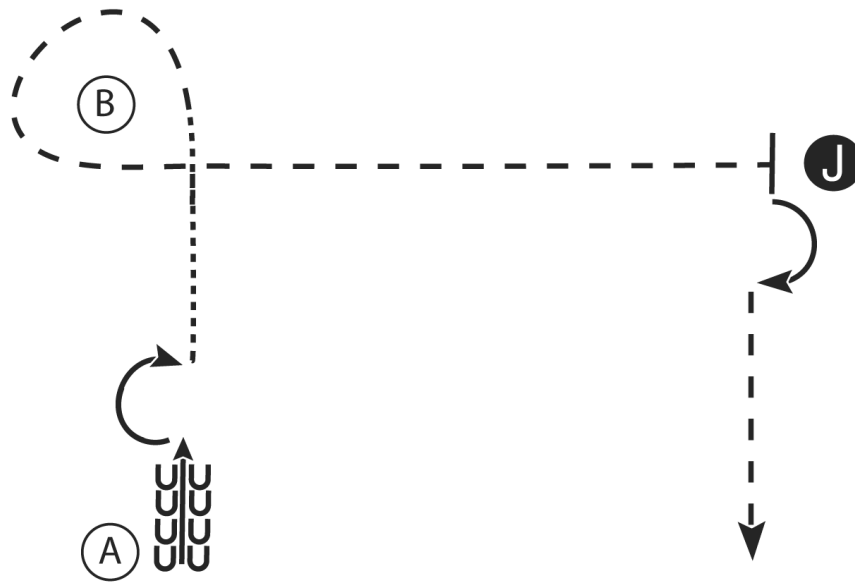
Pattern Provided by:

**BQHA**

# INDIAN SUMMER SHOW

## AQHA Showmanship (Youth / Amateur)

Show Date: 21/22 September 2024



1. At A back 4 steps
2. Perform a 180 degree turn
3. Walk to B
4. At B trot around B and to the judge, set up for inspection
5. When dismissed perform a 90 degree turn and trot straight away from the judge

Walk - - - - -

Trot - - - - -

Back ← 

Marker (B)

Judge (J)

[S/2-1]

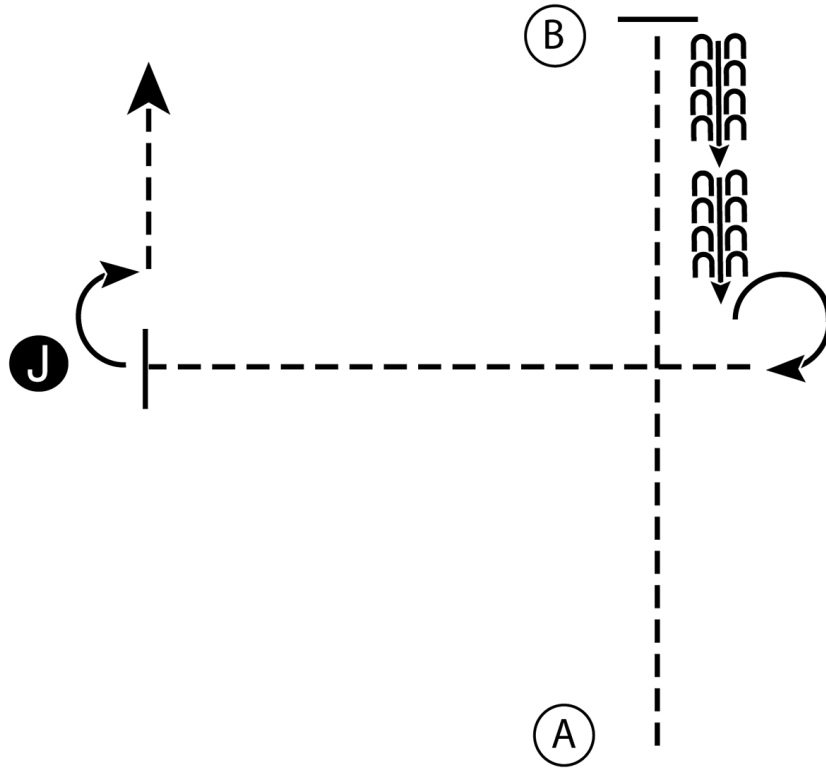
Pattern Provided by:

**BQHA**

# INDIAN SUMMMER SHOW

## PRAB Showmanship (Open)

Show Date: 21/22 September 2024



1. Trot A to B
2. Stop at B and back halfway to A
3. Stop and perform a 270 degree turn
4. Trot to judge and set up for inspection
5. When dismissed perform a 90 degree turn and trot away from judge

- Walk .....  
Trot - - - - -  
Back ← [Back symbol]  
Marker (B)  
Judge (J)

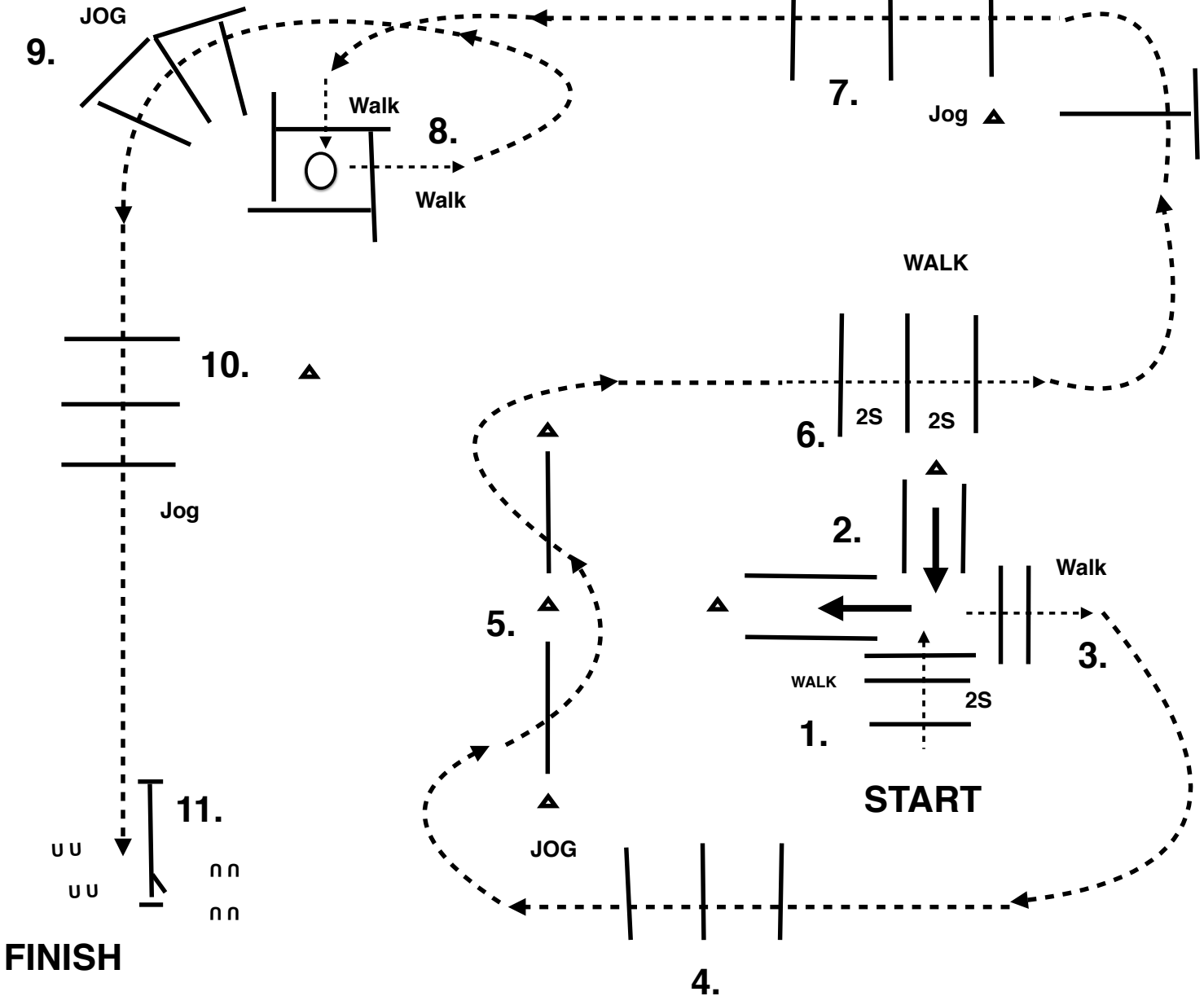
[S/2-3]

Pattern Provided by:

**BQHA**

# Indian Summer Show 2024

PRAB Trail In Hand (Open)  
PRAB Trail (W&J)

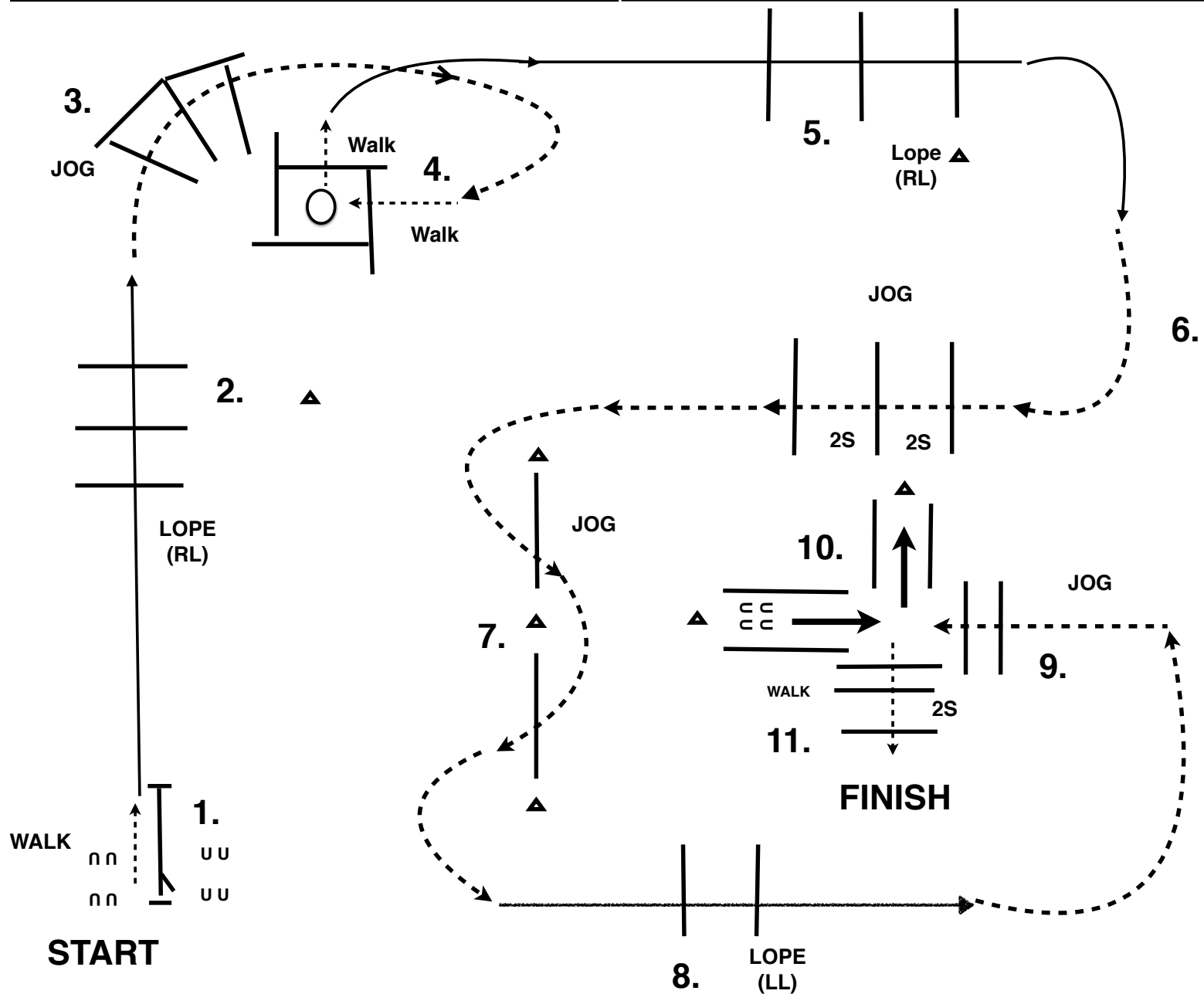


1. WALK OVER POLES INTO CHUTE
2. BACK UP „L“
3. WALK OVER POLES
4. JOG OVER POLES
5. JOG SERPENTINE
6. BREAK WALK AND WALK OVER POLES
7. JOG POLES
8. BREAK TO WALK AND WALK INTO BOX,  
TURN 3/4 RIGHT AND WALK OUT OF BOX
9. JOG OVER POLES

10. CONTINUE TO JOG OVER POLES
11. STOP NEXT TO GAIT, WORK GAIT LEFT  
HAND

# Indian Summer Show 2024

AQHA Trail (L1 Youth / L1 Amateur / L1 Open)  
PRAB Trail (Green Horse Open)

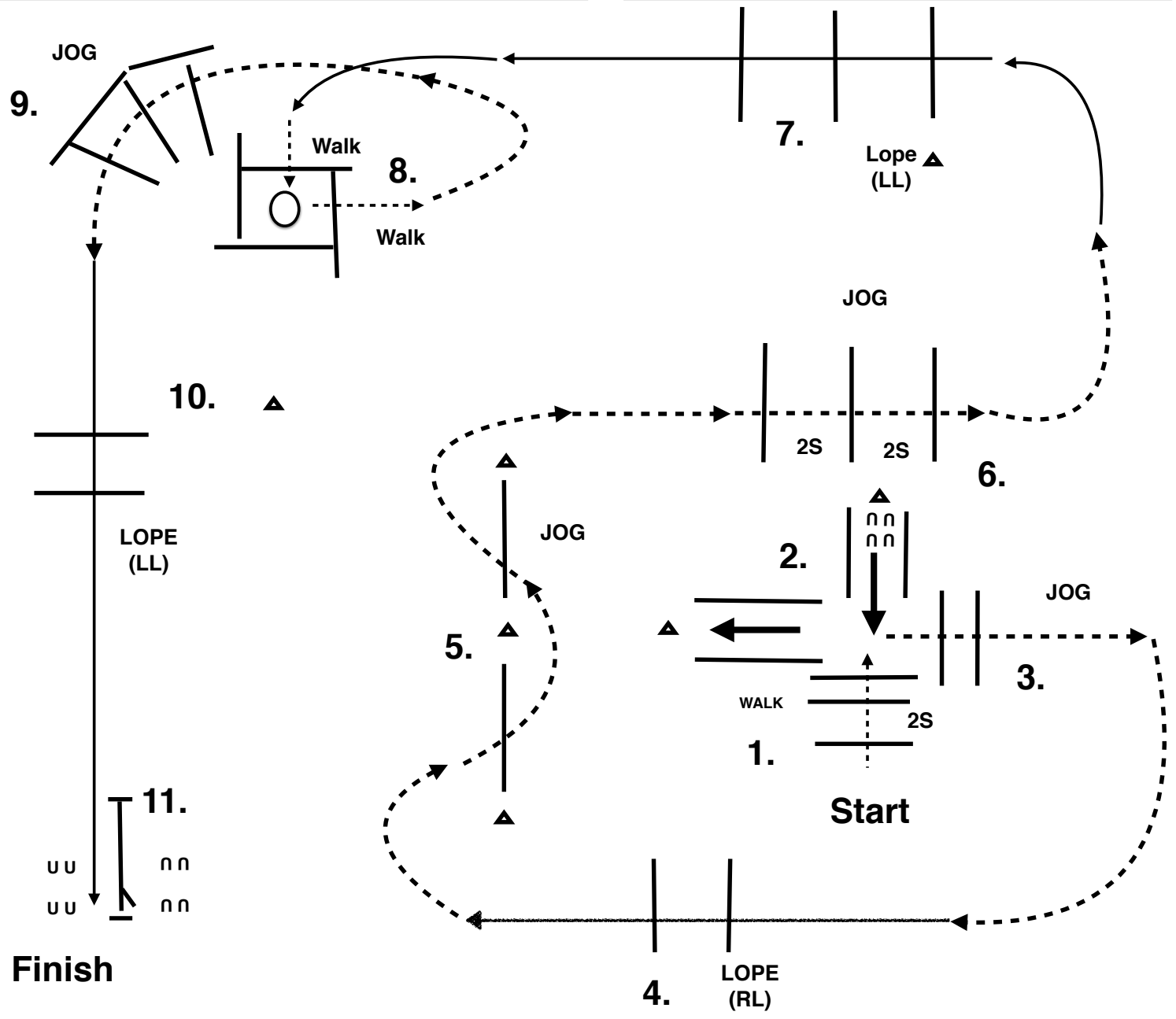


1. WORK GAIT RIGHT HAND, WALK FORWARD
2. LOPE OVER POLES RIGHT LEAD
3. BREAK TO JOG, JOG POLES, TOWARDS BOX
4. WALK INTO BOX, TURN 1 1/4 RIGHT, WALK OUT
5. LOPE RIGHT LEAD OVER POLES
6. BREAK TO JOG, JOG OVER POLES
7. JOG SERPENTINE
8. LOPE OVER POLES LEFT LEAD
9. BREAK TO JOG , JOG OVER POLES AND INTO CHUTE

10. BACK UP CHUTE
11. WALK OUT OF CHUTE AND OVER POLES

# Indian Summer Show 2024

## AQHA Trail (Youth) PRAB Trail (Beginners)

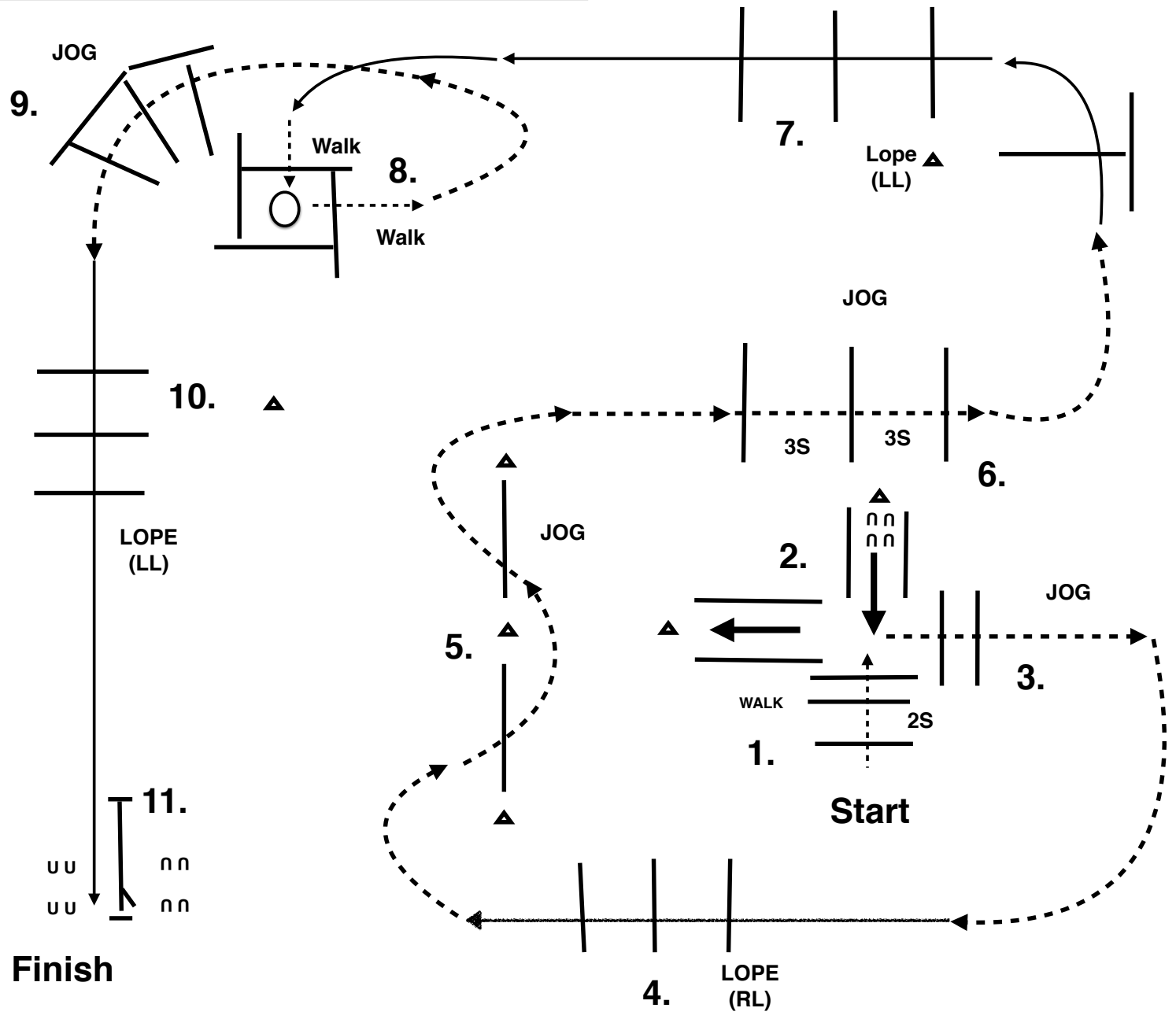


1. WALK OVER POLES INTO CHUTE
2. BACK UP „L“
3. JOG OUT OF CHUTE ( YOU MAY WALK FORWARD FEW STEPS)
4. LOPE OVER POLES RIGHT LEAD
5. JOG SERPENTINE
6. KEEP ON JOGGING OVER POLES
7. LOPE OVER POLES LEFT LEAD
8. BREAK TO WALK AND WALK INTO BOX, TURN 3/4 RIGHT AND WALK OUT OF BOX
9. JOG OVER POLES

10. LOPE OVER POLES LEFT LEAD UP TO GAIT
11. STOP NEXT TO GAIT AND WORK GAIT

# Indian Summer Show 2024

AQHA Trail (Amateur / Open)  
PRAB Trail (Open)



1. WALK OVER POLES INTO CHUTE
2. BACK UP „L“
3. JOG OUT OF CHUTE ( YOU MAY WALK FORWARD FEW STEPS)
4. LOPE OVER POLES RIGHT LEAD
5. JOG SERPENTINE
6. KEEP ON JOGGING OVER POLES
7. LOPE OVER POLES LEFT LEAD
8. BREAK TO WALK AND WALK INTO BOX, TURN 3/4 RIGHT AND WALK OUT OF BOX
9. JOG OVER POLES

10. LOPE OVER POLES LEFT LEAD UP TO GAIT
11. STOP NEXT TO GAIT AND WORK GAIT



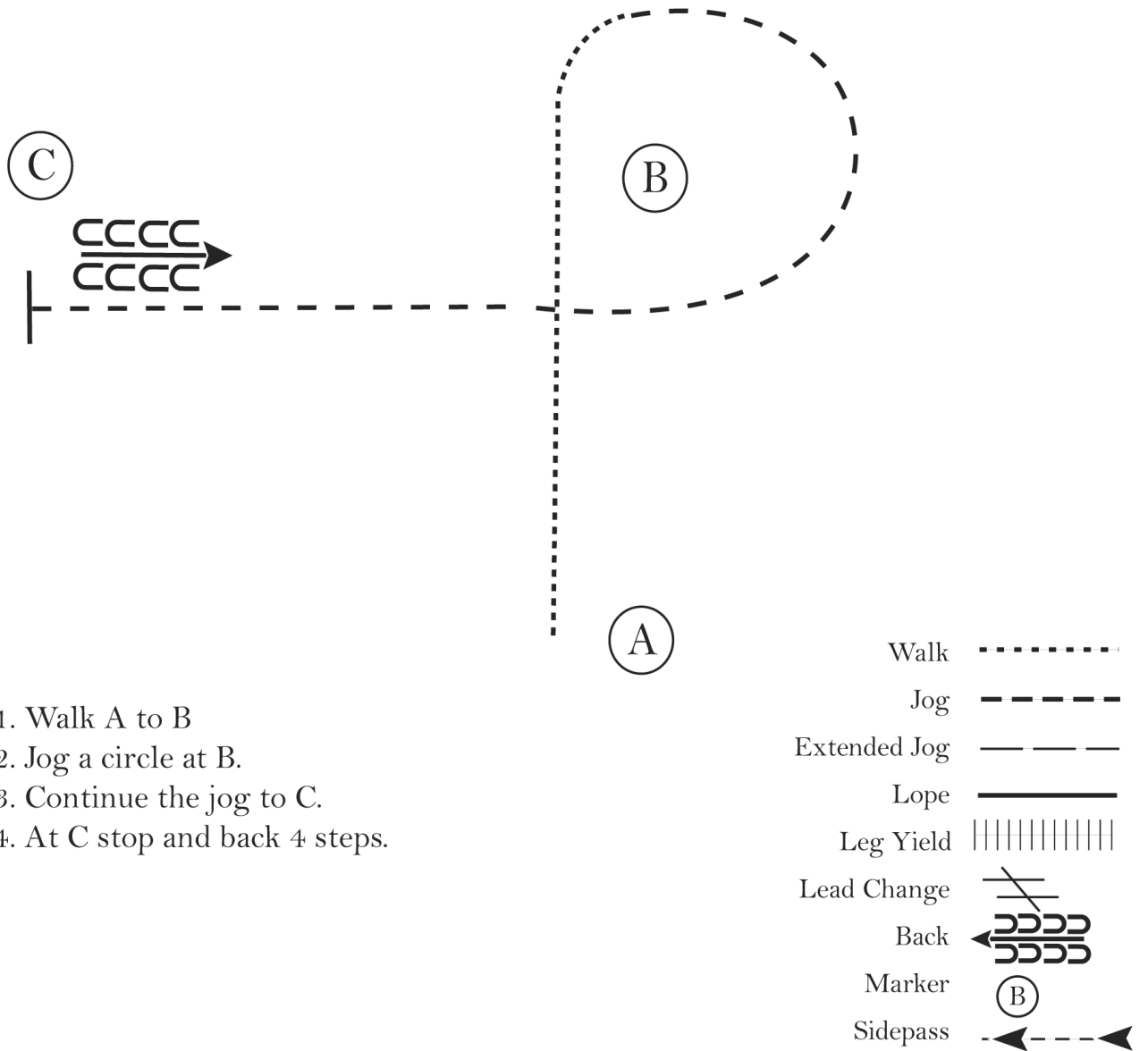
# INDIAN SUMMMER SHOW

## PRAB Western Horsemanship (W&J)

Show Date: 21/22 September 2024

w w w . H o r s e S h o w P a t t e r n s . c o m

w w w . H o r s e S h o w P a t t e r n s . c o m



1. Walk A to B
2. Jog a circle at B.
3. Continue the jog to C.
4. At C stop and back 4 steps.

[WH/1-6]

Pattern Provided by:

**BQHA**

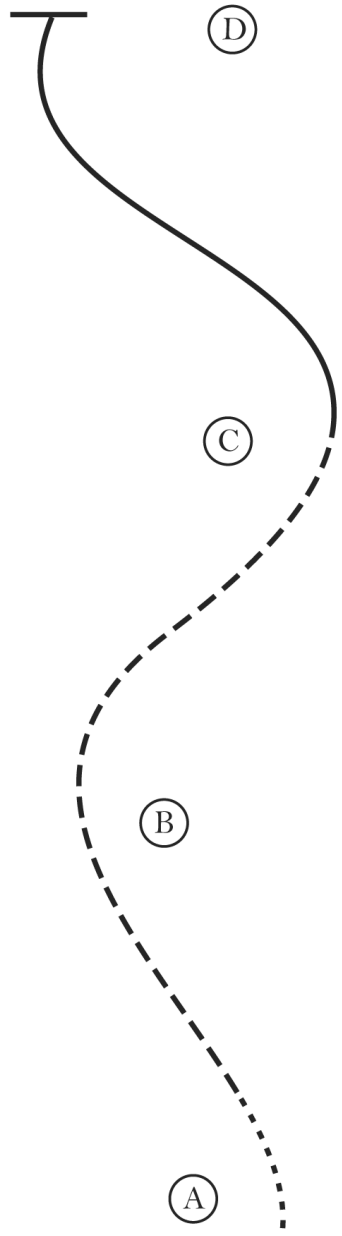
# INDIAN SUMMER SHOW

## PRAB Western Horsemanship (Beginners)

Show Date: 21/22 September 2024

w w w . H o r s e S h o w P a t t e r n s . c o m

w w w . H o r s e S h o w P a t t e r n s . c o m



1. At A walk two strides
2. Jog to C
3. At C lope on the right lead to D
4. At D stop

Walk	.....
Jog	-----
Extended Jog	-----
Lope	—————
Leg Yield	
Lead Change	↘
Back	←←←←←
Marker	⊙
Sidepass	←←←←←

[WH/1-2]

Pattern Provided by:

**BQHA**

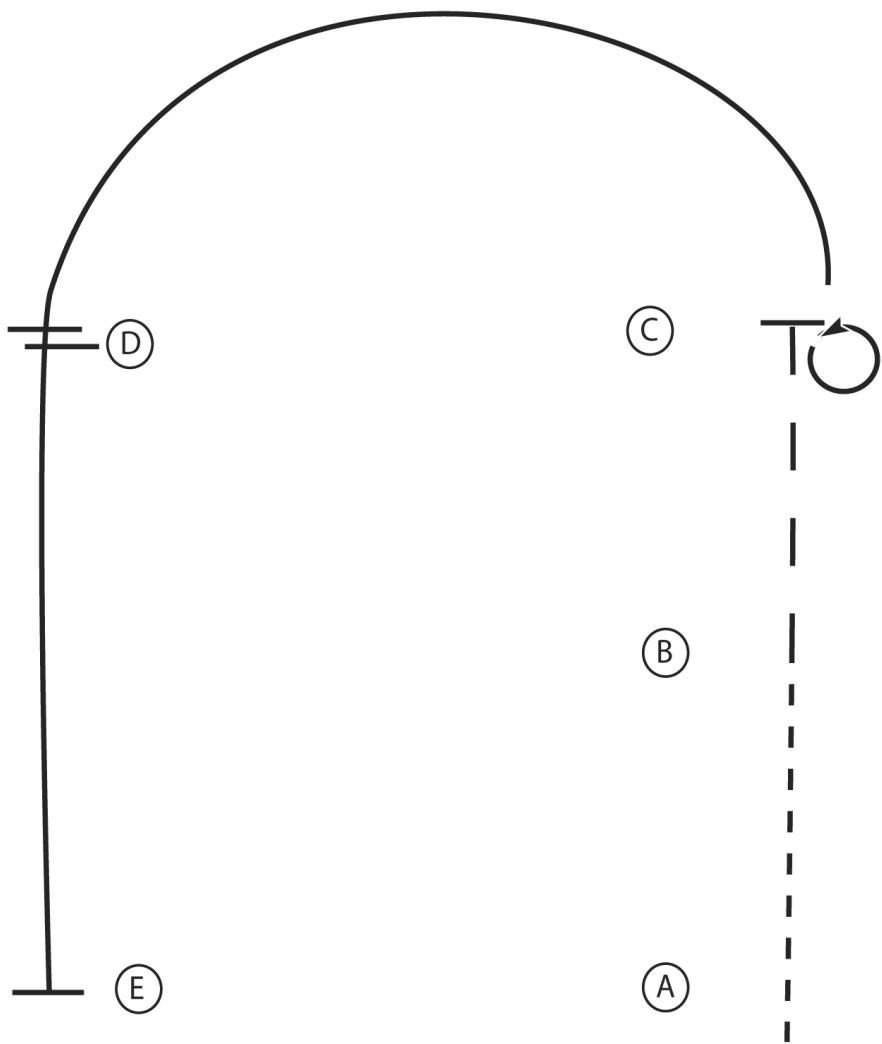
# INDIAN SUMMER SHOW

## AQHA Western Horsemanship (Youth / Amateur)

Show Date: 21/22 September 2024

w w w . H o r s e S h o w P a t t e r n s . c o m

w w w . H o r s e S h o w P a t t e r n s . c o m



1. Jog A to B
2. At B extend the jog to C
3. At C stop and perform a 360 turn to the left on the hindquarters
4. Lope on the left lead in a half circle around C and D
5. At D perform a lead change and continue to E
6. Stop at E

Walk	.....
Jog	-----
Extended Jog	-----
Lope	—————
Leg Yield	
Lead Change	↘
Back	←←←←←
Marker	(B)
Sidepass	←←←←←

[WH/2-12]

Pattern Provided by:

**BQHA**

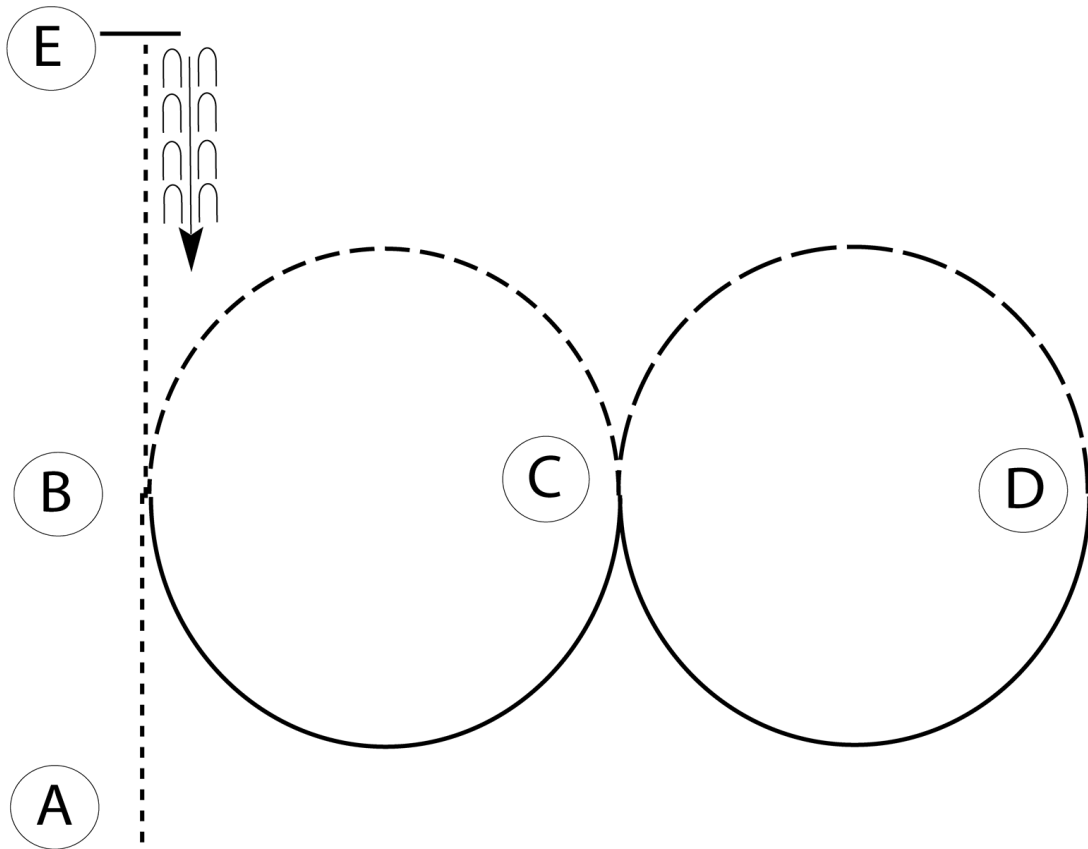
# INDIAN SUMMMER SHOW

AQHA Western Horsemanship (L1 Youth / L1 Amateur)

Show Date: 21/22 September 2024

www.HorseShowPatterns.com

www.HorseShowPatterns.com



Be ready at A.

1. Walk A to B.
2. Jog a half circle to C.
3. Lope a half circle on the left lead to D.
4. Extend the jog in a half circle to C.
5. Lope a half circle on the right lead to B.
6. Walk to E.
7. Stop at E and back approximately one horse length.

Follow the instructions of your ring steward.

Walk	-----
Jog	- - - - -
Extended Jog	— — — —
Lope	
Lead Change	⚡
Back	← u u u u
Marker	(B)

[WH/2-3]

Pattern Provided by:

**BQHA**

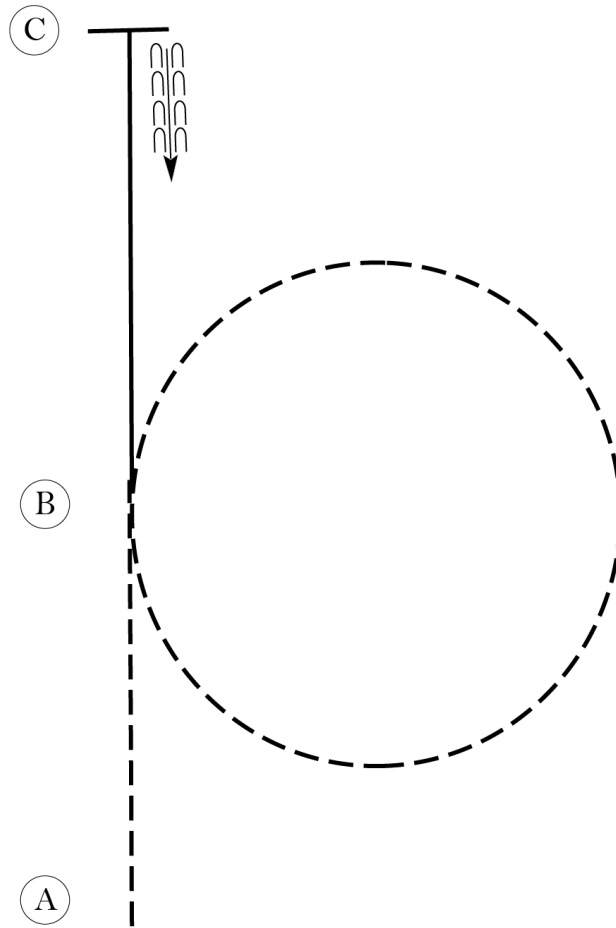
# INDIAN SUMMMER SHOW

## AQHA Hunt Seat Equitation (L1 Youth / L1 Amateur)

Show Date: 21/22 September 2024

w w w . H o r s e S h o w P a t t e r n s . c o m

w w w . H o r s e S h o w P a t t e r n s . c o m



Be ready before A.

1. Sitting trot A to B.
2. At B, posting trot circle to the right on proper diagonal.
3. At B, canter on the left lead to C.
4. Stop at C and back approximately one horse length.

Walk	-----
Trot	- - - - -
Extended Trot	— — — — —
Canter	—————
Leg Yield	
Lead Change	↙ ↘
Back	← ← ← ← ←
Marker	⊙
Sidepass	← — — — — →
Hand Gallop	—————

[HSE/1-2]

Pattern Provided by:

**BQHA**

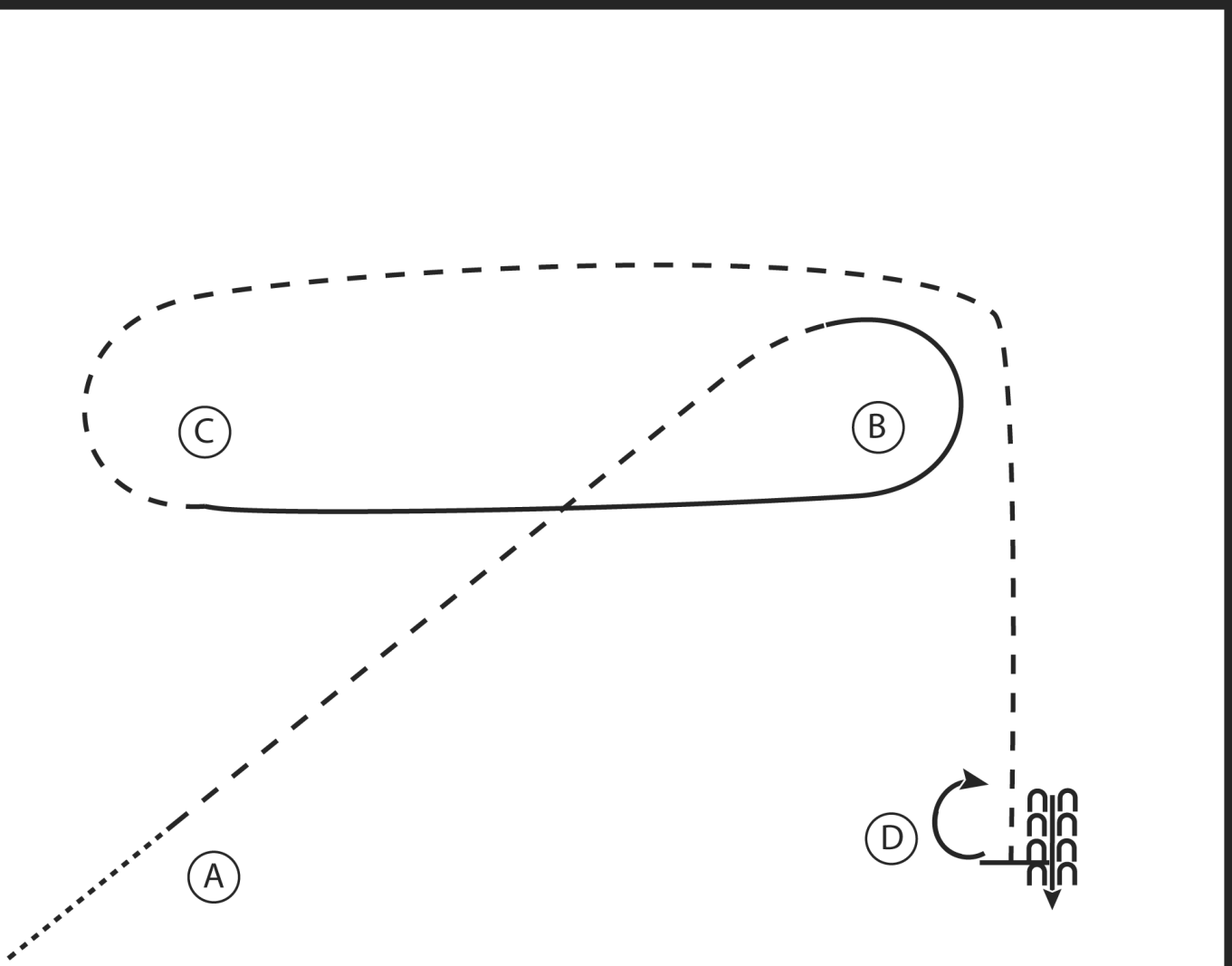
# INDIAN SUMMER SHOW

## AQHA Hunt Seat Equitation (Youth / Amateur)

Show Date: 21/22 September 2024

w w w . H o r s e S h o w P a t t e r n s . c o m

w w w . H o r s e S h o w P a t t e r n s . c o m



1. Walk to A
2. Sitting trot to B
3. At B canter on the right lead around B to C
4. At C posting trot around C and B to D
5. At D stop and perform a 180 degree turn to the right on the hindquarters
6. Back 4 steps

Walk	.....
Trot	-----
Extended Trot	-----
Canter	—————
Leg Yield	
Lead Change	↘
Back	←←←←
Marker	(B)
Sidepass	←←←←

[HSE/2-10]

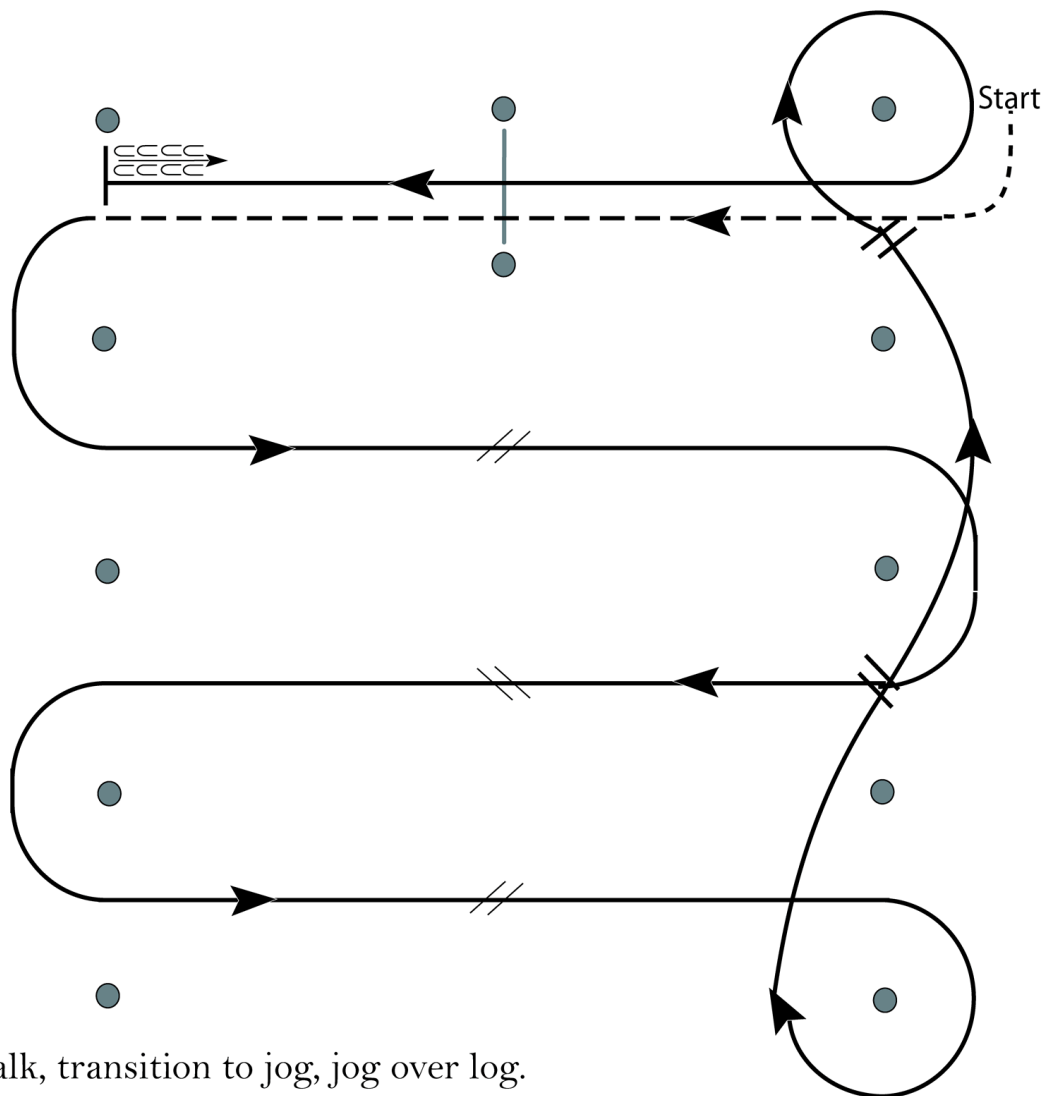
Pattern Provided by:

**BQHA**

# INDIAN SUMMER SHOW

## AQHA Western Riding (L1 Youth / L1 Amateur/L1 Open)

Show Date: 21/22 September 2024



1. Walk, transition to jog, jog over log.
2. Transition to left lead lope.
3. First crossing change.
4. Second crossing change.
5. Third crossing change.
6. Circle and first line change.
7. Second line change and circle.
8. Lope log.
9. Stop and back.

[WR/GP-2]

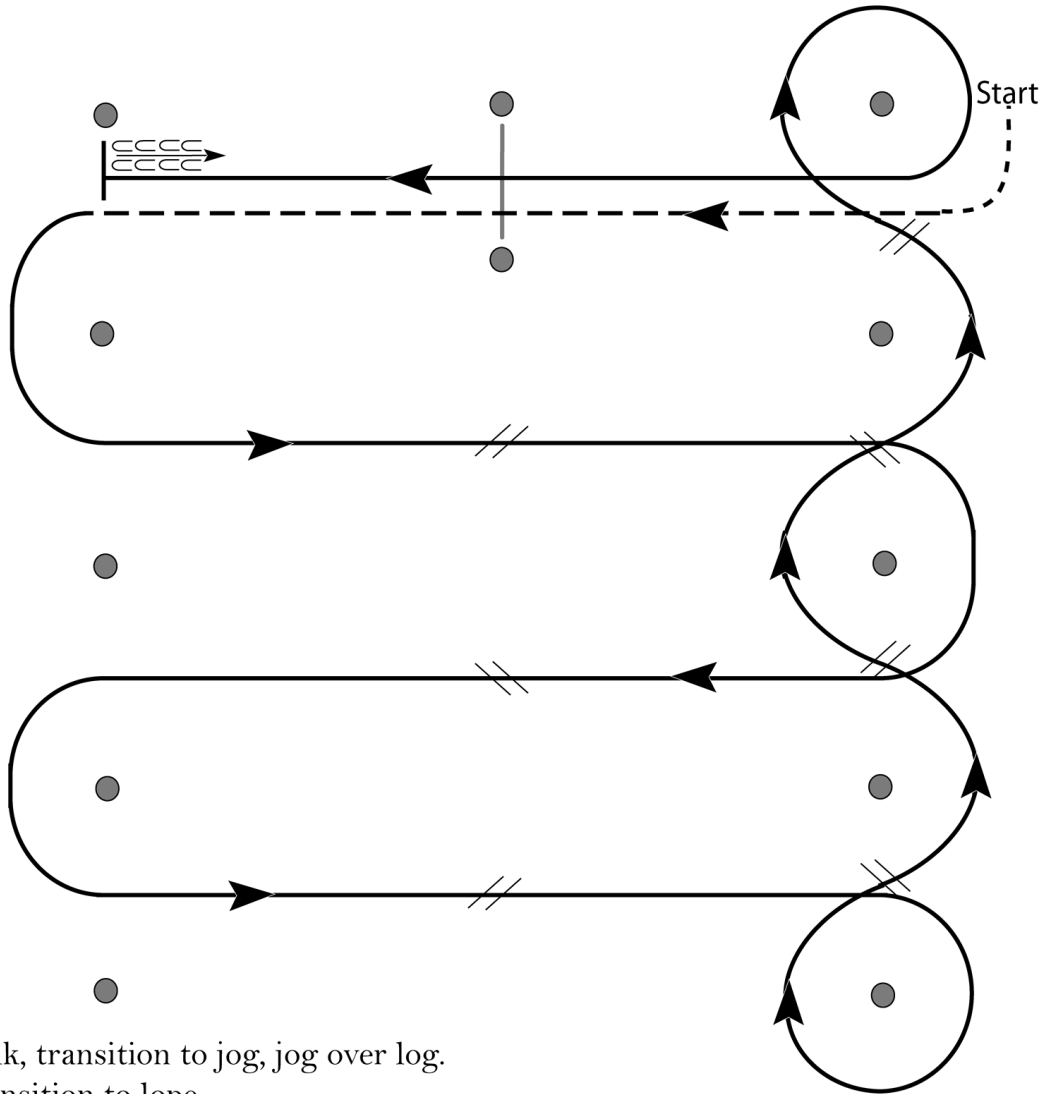
Pattern Provided by:

**BQHA**

# INDIAN SUMMMER SHOW

## AQHA Western Riding (Youth / Amateur)

Show Date: 21/22 September 2024



1. Walk, transition to jog, jog over log.
2. Transition to lope.
3. First crossing change.
4. Second crossing change.
5. Third crossing change.
6. Circle and first line change.
7. Second line change.
8. Third line change.
9. Fourth line change and circle.
10. Lope log.
11. Lope, stop and back.

[WR/OP-2]

Pattern Provided by:

**BQHA**



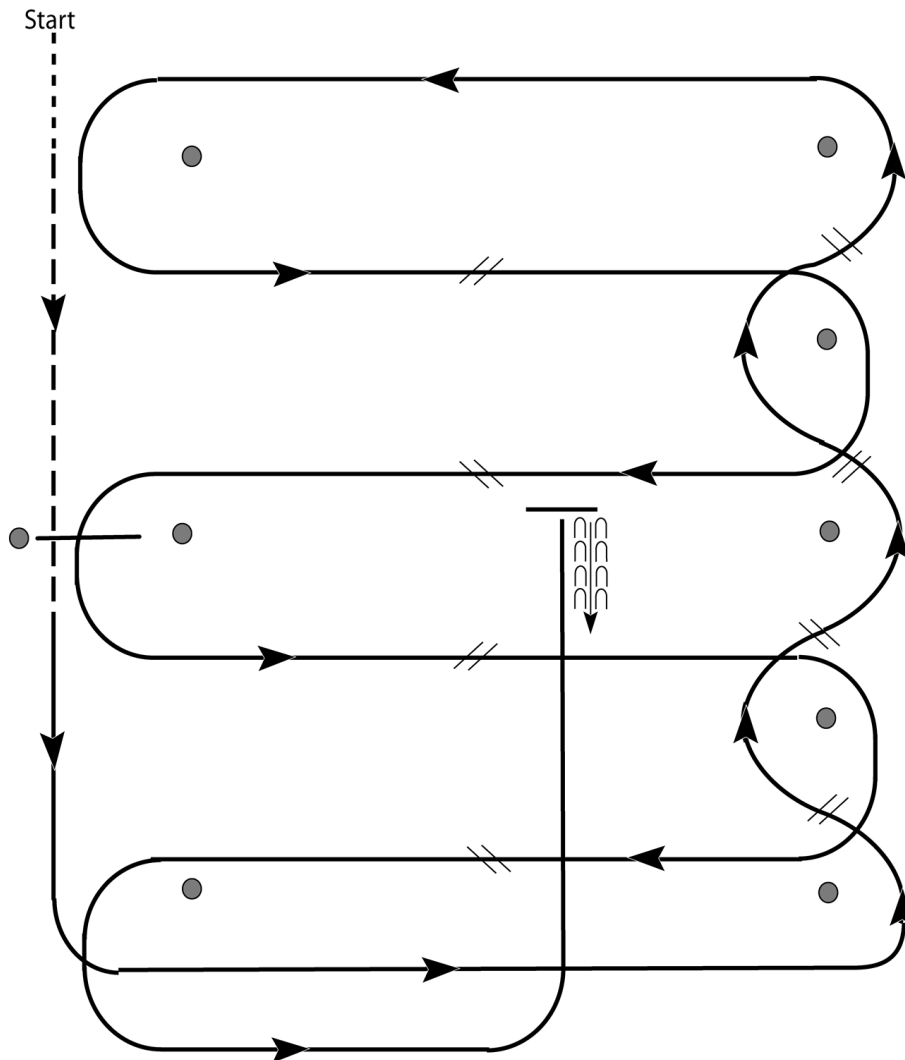
# INDIAN SUMMMER SHOW

## AQHA Western Riding (Open)

Show Date: 21/22 September 2024

w w w . H o r s e S h o w P a t t e r n s . c o m

w w w . H o r s e S h o w P a t t e r n s . c o m



1. Walk and jog over log.
2. Transition to lope and lope around end.
3. First line change.
4. Second line change.
5. Third line change.
6. Fourth line change and lope around the end of the arena.
7. First crossing change.
8. Second crossing change.
9. Lope over log.
10. Third crossing change.
11. Fourth crossing change.
12. Lope up the center, stop and back.


[WR/OP-1]

Pattern Provided by:

**BQHA**

# INDIAN SUMMER SHOW PRAB Ranch Riding (W&J)

Show Date: 21/22 September 2024



Pattern Provided by:

**BQHA**

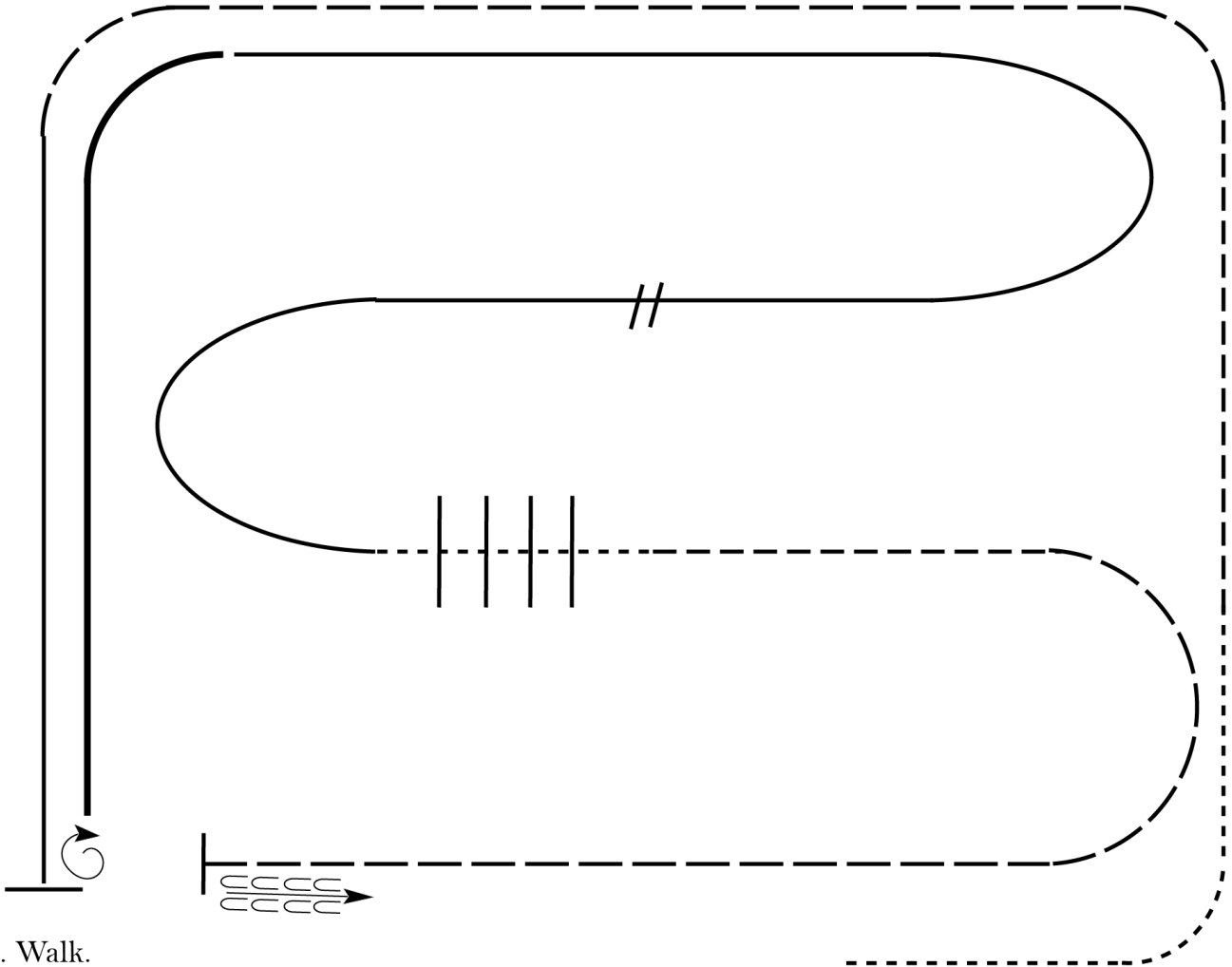
# INDIAN SUMMER SHOW

## PRAB Ranch Riding (Beginners)

Show Date: 21/22 September 2024

w w w . H o r s e S h o w P a t t e r n s . c o m

w w w . H o r s e S h o w P a t t e r n s . c o m



1. Walk.
2. Trot
3. Extended trot.
4. Left lead lope
5. Stop, 1 1/2 turn right
6. Extended lope
7. Collect to working lope-right lead
8. Change leads (simple or flying)
9. Walk
10. Walk over logs
11. Trot
12. Extended trot
13. Stop and back

Walk	-----
Jog	- - - - -
Extended Jog	-----
Lope	
Lead Change	//
Back	←
Marker	(B)

[RR/2]

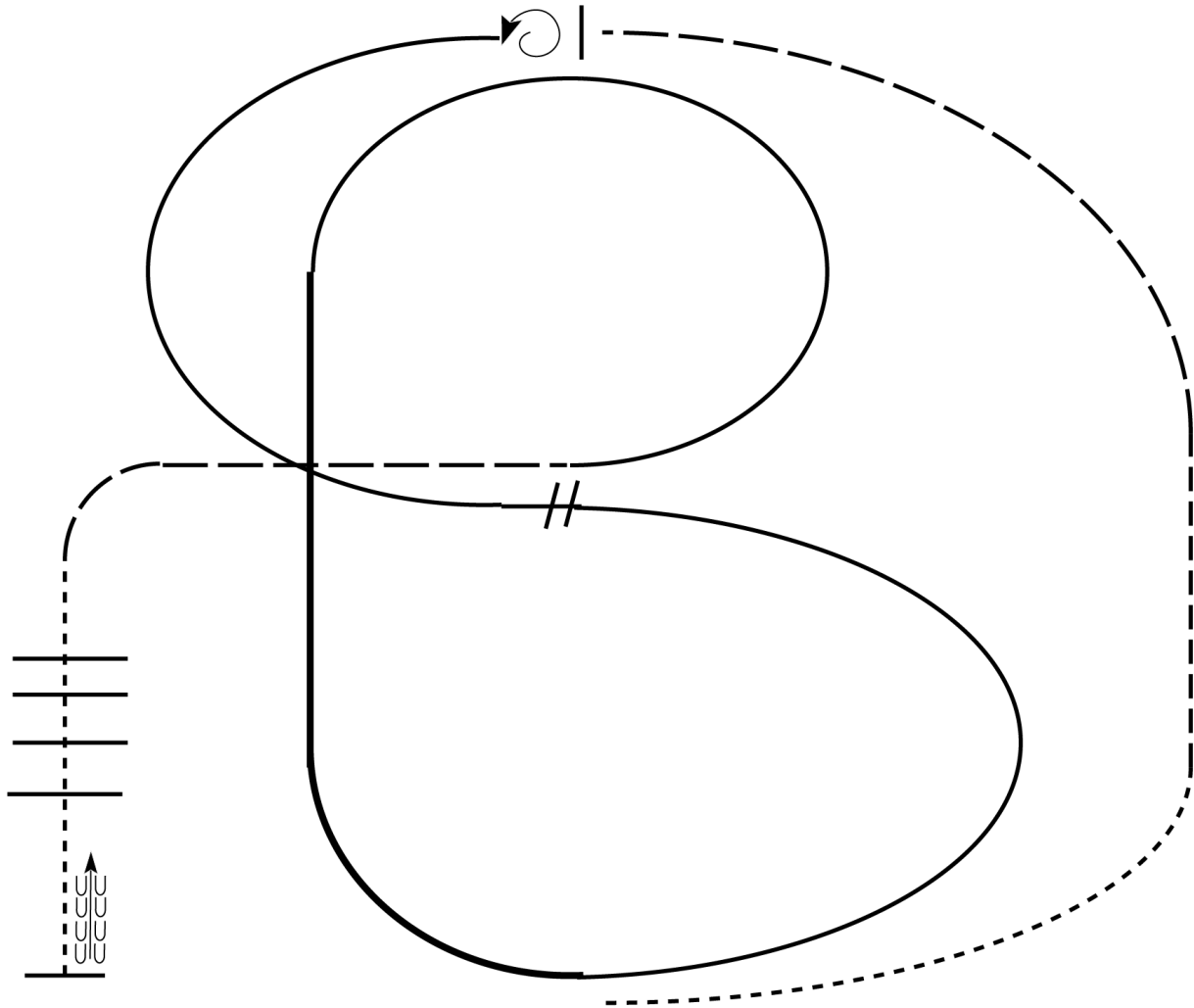
Pattern Provided by:

**BQHA**

# INDIAN SUMMER SHOW

## AQHA Ranch Riding (L1 Youth/ L1 Amateur)

Show Date: 12/1/22 September 2024



1. Walk
2. Trot
3. Extend the trot, at the top of the arena, stop
4. 360 degree turn to the left
5. Left lead 1/2 circle, lope to the center
6. Change leads (simple or flying)
7. Right lead 1/2 circle
8. Extended lope up the long side of arena (right lead)
9. Collect back to a lope around the top of the arena and back to center
10. Break down to an extended trot
11. Walk over poles.
12. Stop and back

Walk	-----
Jog	- - - - -
Extended Jog	-----
Lope	
Lead Change	//
Back	←
Marker	(B)

[RR/1]

Pattern Provided by:

**BQHA**

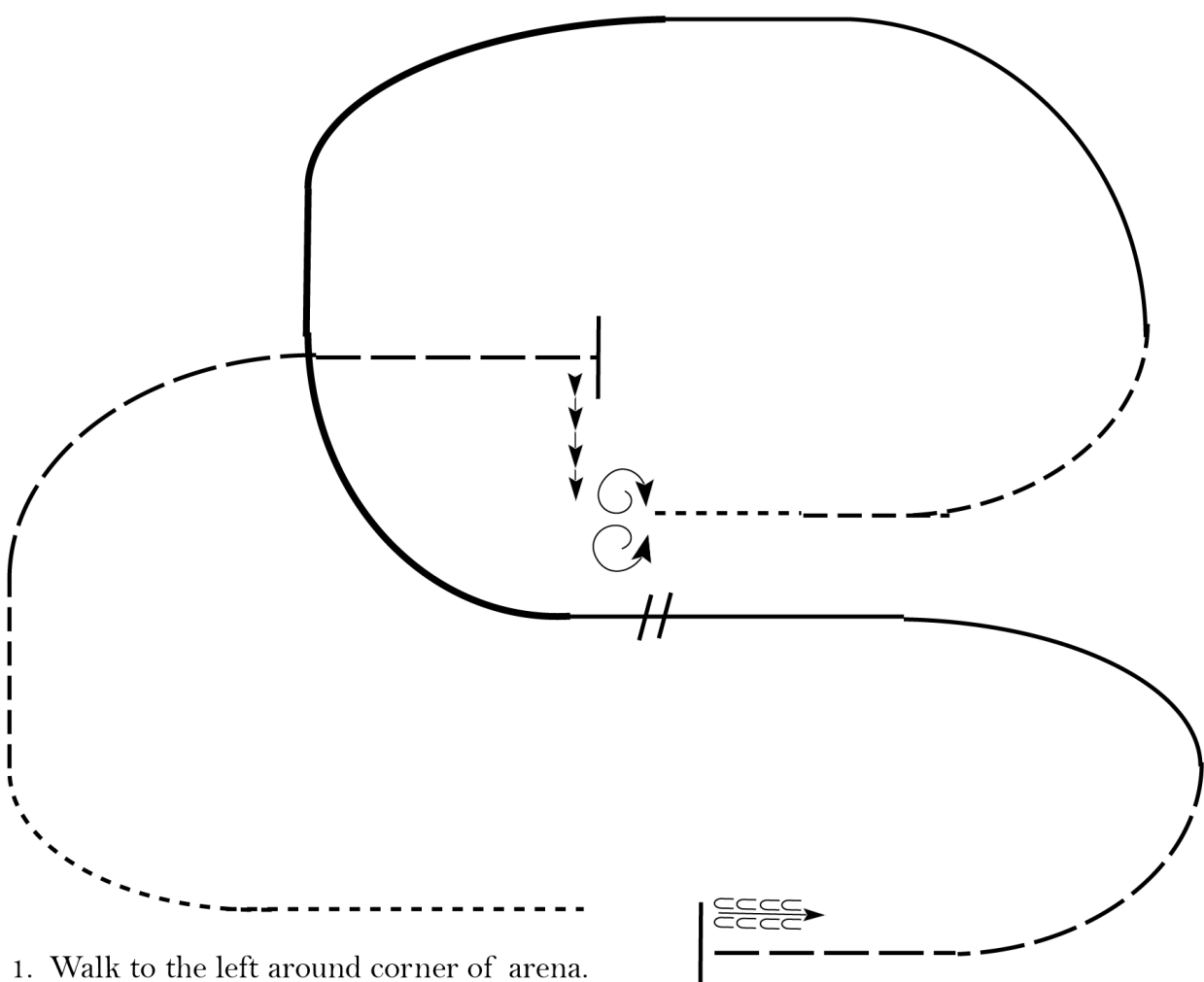
# INDIAN SUMMMER SHOW

## AQHA Ranch Riding (Youth/ Amateur)

Show Date: 21/22 September 2024

www.HorseShowPatterns.com

www.HorseShowPatterns.com



1. Walk to the left around corner of arena.
2. Trot
3. Extend alongside of the arena and around the corner to center.
4. Stop, side pass right
5. 360 degree turn each direction (either way 1st)
6. Walk.
7. Trot.
8. Lope left lead
9. Extend the lope
10. Change leads (simple or flying)
11. Collect to the lope
12. Extend trot
13. Stop and back

<b>Walk</b>	.....
<b>Jog</b>	-----
<b>Extended Jog</b>	- - - - -
<b>Lope</b>	—————
<b>Lead Change</b>	
<b>Back</b>	←←←←←
<b>Marker</b>	ⓑ

[RR/3]

Pattern Provided by:  
**BQHA**

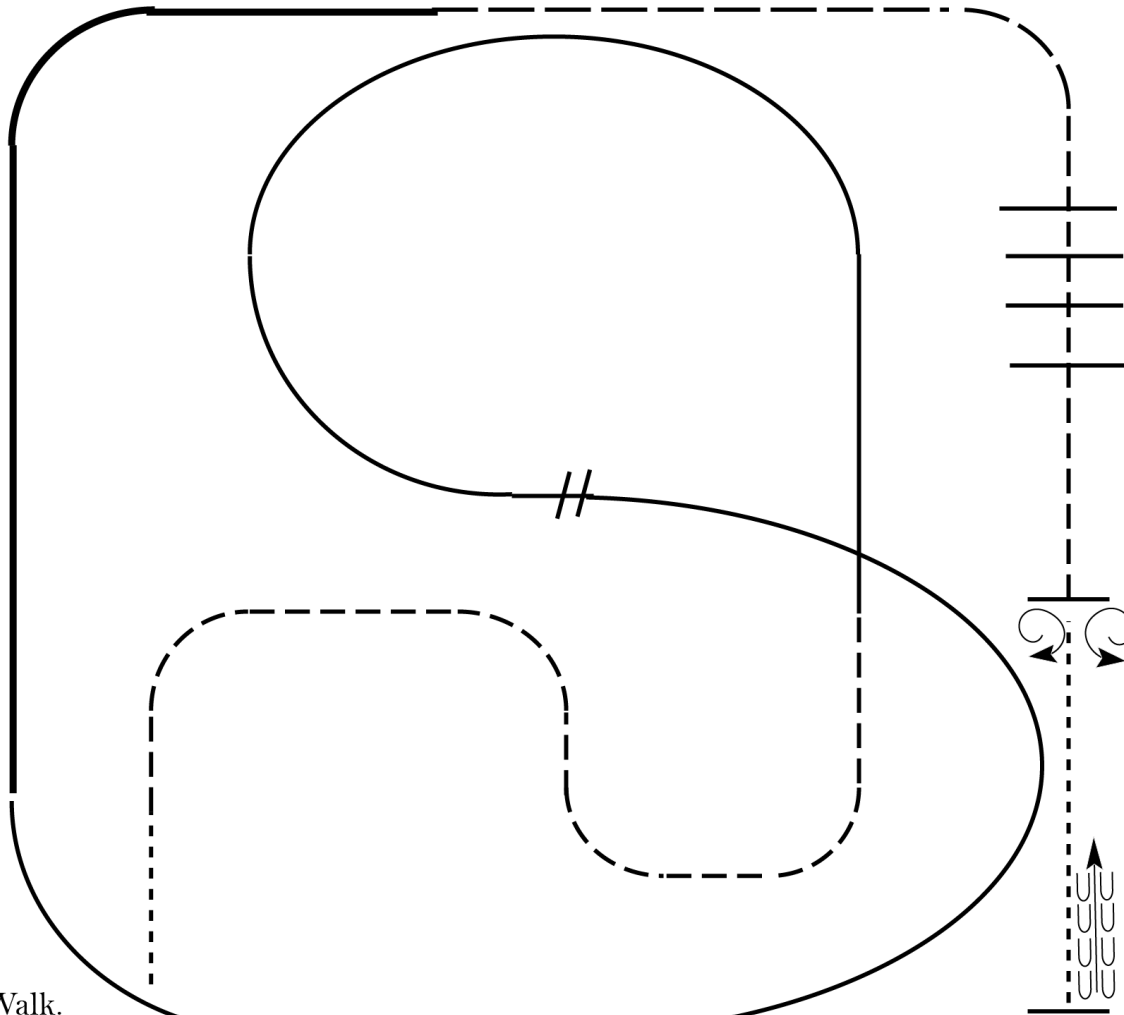
# INDIAN SUMMER SHOW

## AQHA & PRAB Ranch Riding (Open)

Show Date: 21/22 September 2024

www.HorseShowPatterns.com

www.HorseShowPatterns.com



1. Walk.
2. Trot serpentine
3. Lope left lead around end of arena and then diagonally across arena.
4. Change leads (simple or flying) and
5. Lope on the right lead around end of the arena.
6. Extend lope on the straight away around corner to center of arena.
7. Extend trot around corner of arena
8. Collect to a trot
9. Trot over poles
10. Stop do a 360 turn each direction (either direction 1st)
11. Walk, stop and back.

Walk	-----
Jog	- - - - -
Extended Jog	-----
Lope	
Lead Change	//
Back	←←←←←
Marker	(B)

[RR/4]

Pattern Provided by:

**BQHA**

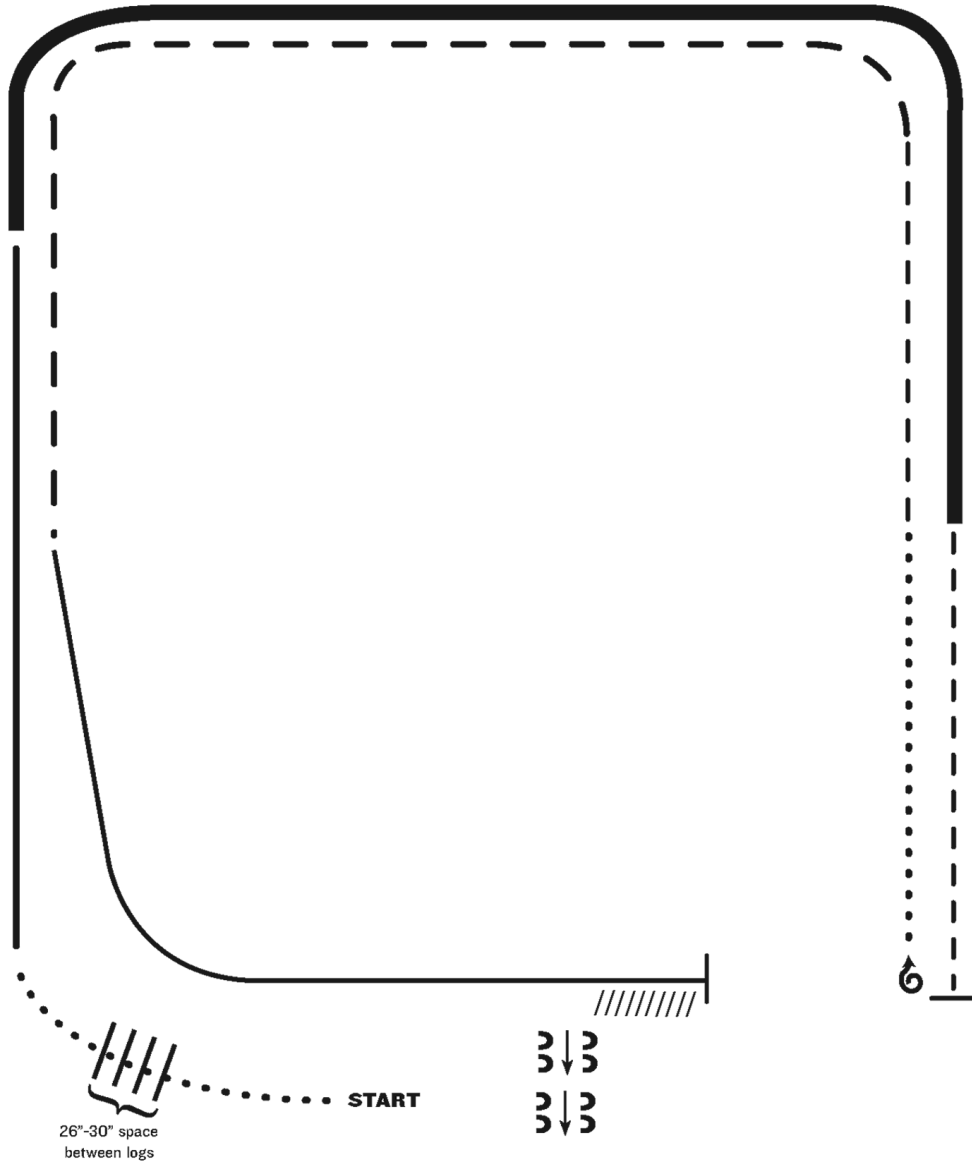
# INDIAN SUMMMER SHOW

## AQHA Ranch Riding (L1 Open)

Show Date: 21/22 September 2024

w w w . H o r s e S h o w P a t t e r n s . c o m

w w w . H o r s e S h o w P a t t e r n s . c o m



1. Walk
2. Walk over logs
3. Lope right lead
4. Extended lope (right lead)
5. Trot
6. Stop, 1 1/2 turns right
7. Walk
8. Trot
9. Extended trot
10. Lope left lead
11. Stop and Back
12. Side pass right

Note: The drawn description of this pattern is only intended for the general depiction of the pattern. Exhibitors should utilize the arena space to best exhibit their horses.

[RR/AQHA-6]

Pattern Provided by:

**BQHA**