

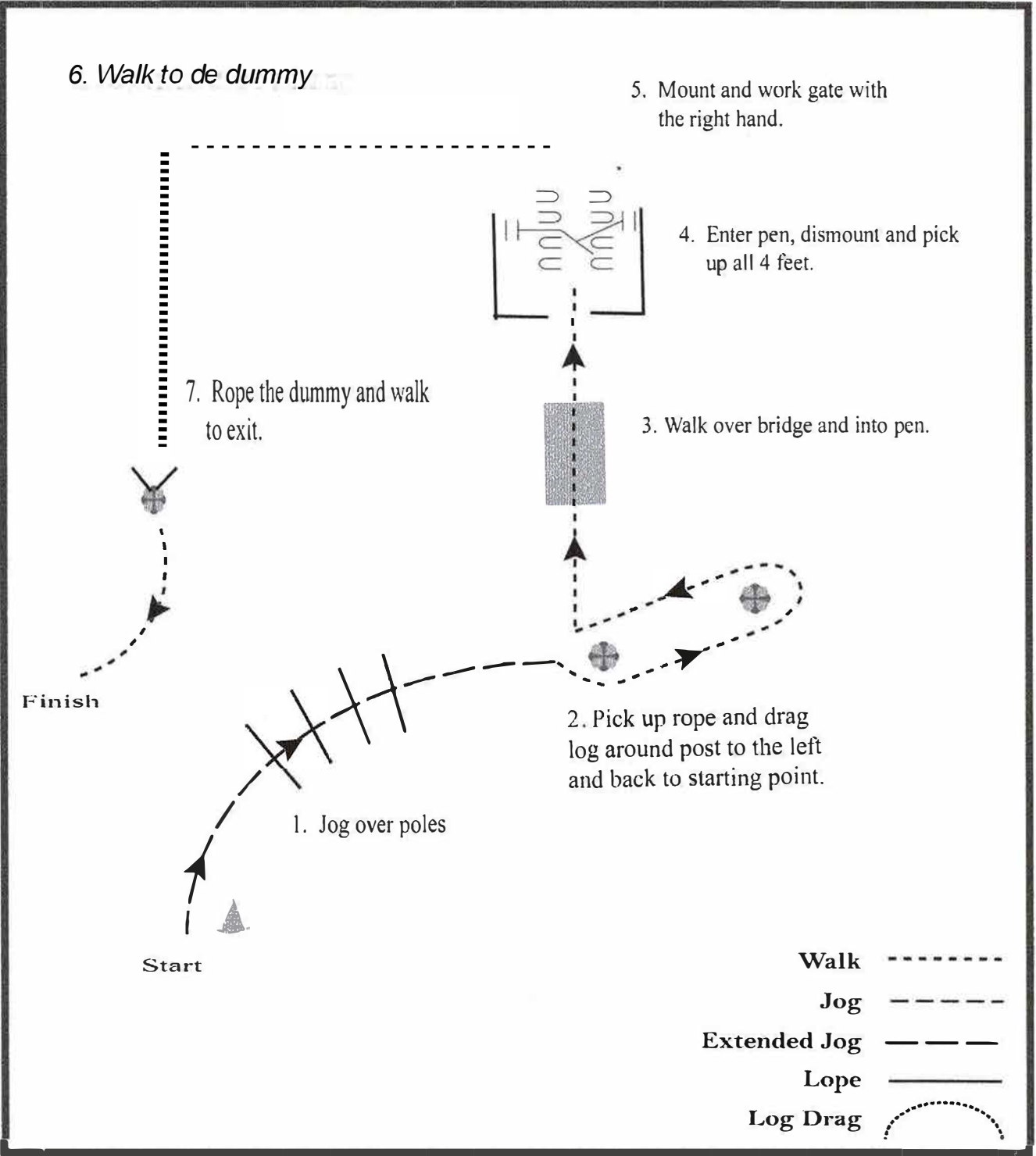
Rawhide Classic 2024

Ranch Trail W&J

Show Date: 6/7-04-2024

www.HorseShowPatterns.com

www.HorseShowPatterns.com



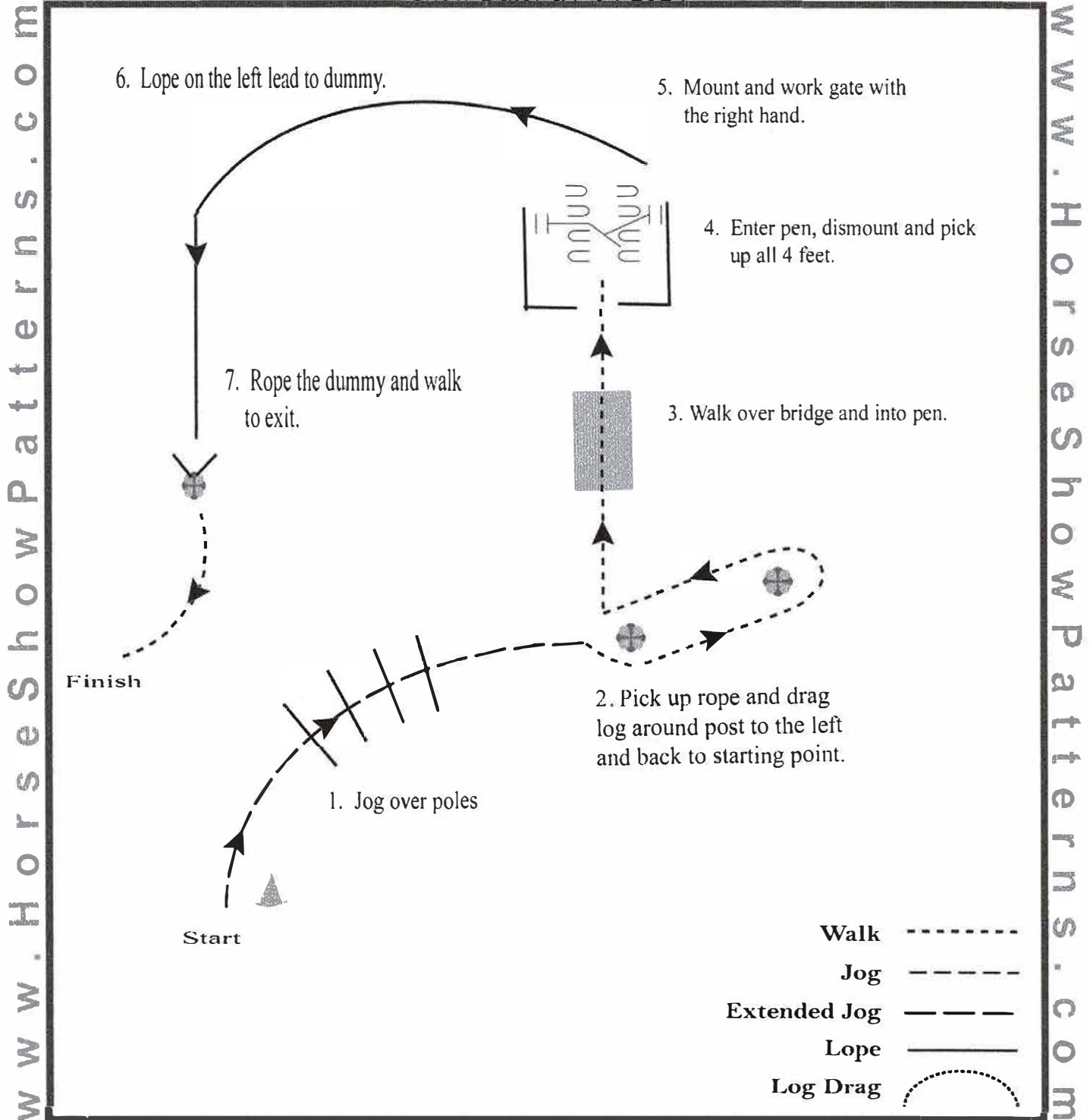
[RT/6]

Rawhide Classic 2024

Ranch Trail

Beginners / Novice Youth / Youth

Show Date: 6/7-04-2024



[RT/6]

Rawhide Classic 2024

Ranch Trail

Novice Amateur / Amateur / Open

Show Date: 6/7-04-2024

8. Jog to finish.

7. Pick up rope and drag log around post to the left and back to starting point.

Finish

6. Rope the dummy.

2. Open and close the pen gate.

5. Lope on the right lead to dummy.

1. Walk to cone, dismount, pick up all 4 feet.

3. Exit pen and jog over poles.

Start

4. Back around cones as shown.

Walk 

Jog 

Extended Jog 

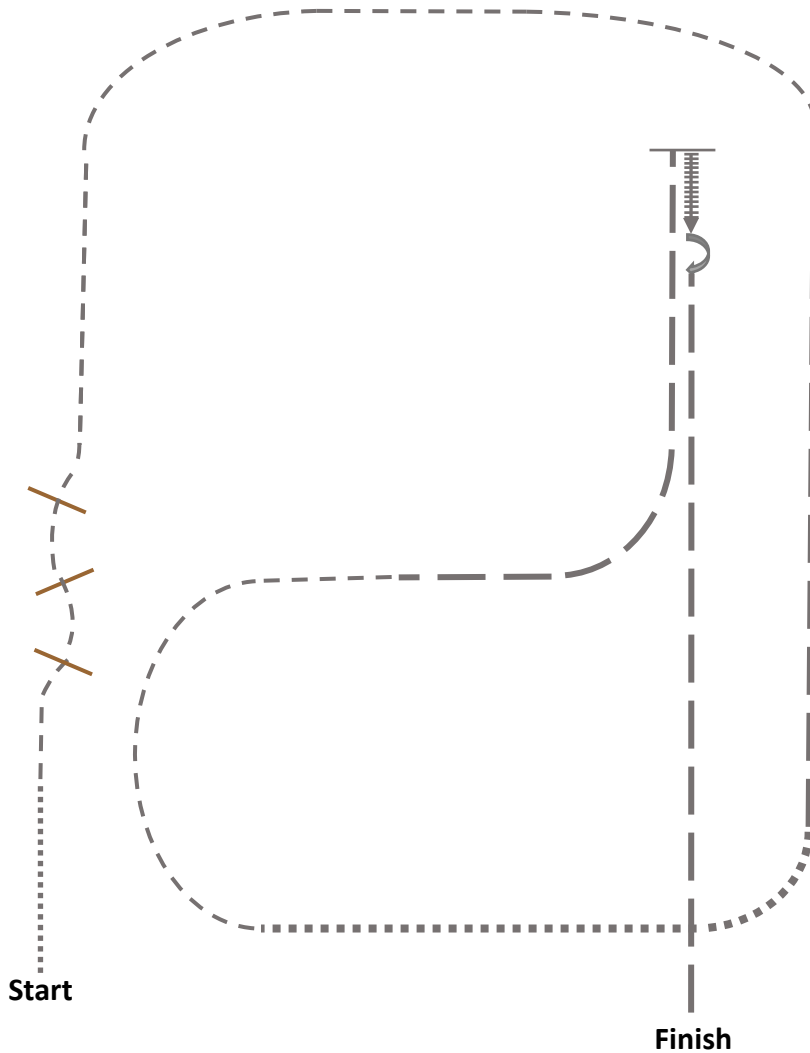
Lope 

Log Drag 

[RT/2]

Rawhide Classic Ranch Riding Walk & Trot

Show Date: 6/7-04-2024



1. Walk
2. Jog over logs and around end of arena
3. Extend the jog down the arena
4. Extended walk
5. Jog around half circle
6. Extend the jog
7. Stop and back 1 horse length
8. 90° turn right
9. Extended jog

- Walk (dotted line)
- Ext. Walk (dotted line with longer dashes)
- Jog - - - - - (dashed line)
- Ext. Jog — — — — — (long dashed line)
- Lope ————— (solid line)
- Ext. Lope ————— (thick solid line)
- Back |||||→ (vertical lines with an arrow pointing right)
- Side pass U U (two 'U' shapes)

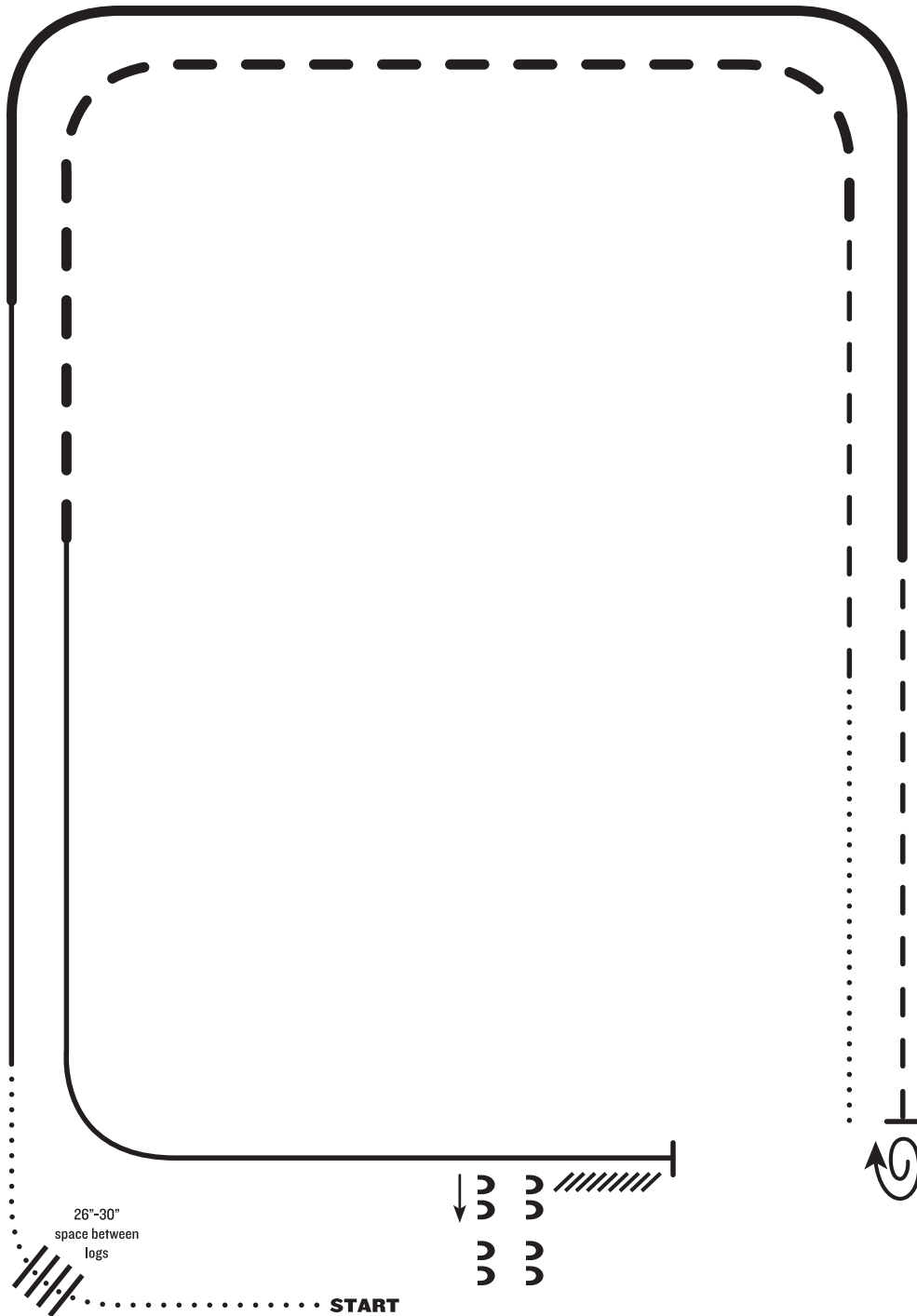
Rawhide Classic

Ranch Riding Beginners/Novice youth/Novice Amateur

Show Date: 6/7-04-2024

LEGEND

.....	Walk
....	Extended Walk
- - -	Trot
- - - -	Extended Trot
— — —	Lope
— — — —	Extended Lope
////	Back
\\	Lead Change



1. Walk
2. Walk over logs
3. Lope right lead
4. Extended lope right lead
5. Trot
6. Stop, 1/2 turn right
7. Walk
8. Trot
9. Extended trot
10. Lope left lead
11. Stop and back
12. Side pass right

Note: The drawn description of this pattern is only intended for the general depiction of the pattern. Exhibitors should utilize the arena space to best exhibit their horses.

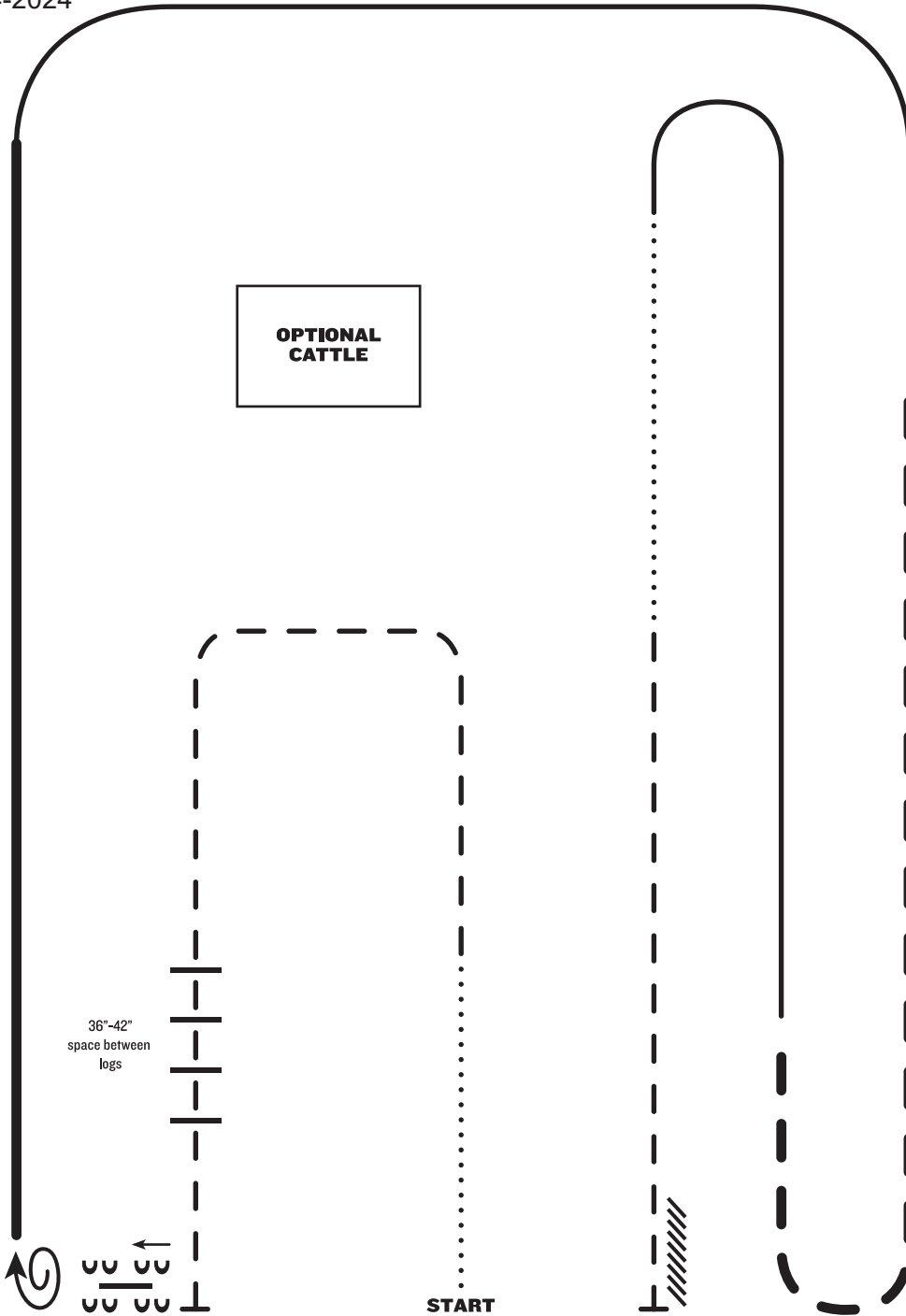
Rawhide Classic

Ranch Riding Youth / Amateur / Open

Show Date: 6/7-04-2024

LEGEND

.....	Walk
....	Extended Walk
- - -	Trot
- - -	Extended Trot
— — —	Lope
— — —	Extended Lope
////	Back
\\	Lead Change



1. Walk
2. Trot
3. Trot over logs, stop
4. Side pass right over log
5. 1 1/2 turn right
6. Extended lope right lead
7. Lope right lead
8. Extended trot
9. Lope left lead
10. Walk
11. Trot
12. Stop and back

Note: The drawn description of this pattern is only intended for the general depiction of the pattern. Exhibitors should utilize the arena space to best exhibit their horses.

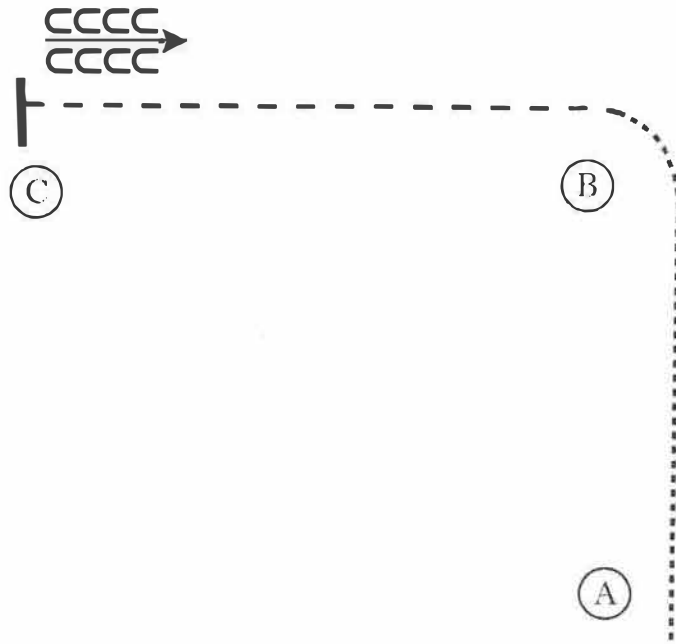
Rawhide Classic 2024

Horsemanship Walk and Jog

Show Date: 6/7-04-2024

w w w . H o r s e S h o w P a t t e r n s . c o m

w w w . H o r s e S h o w P a t t e r n s . c o m



1. Walk A to B
2. Jog B to C
3. At C stop and back

Walk
Jog	-----
Extended Jog	-----
Lope	—————
Leg Yield	
Lead Change	↙
Back	← CCCC CCCC
Marker	(B)
Sidepass	←-----→

[WH/WT-4]

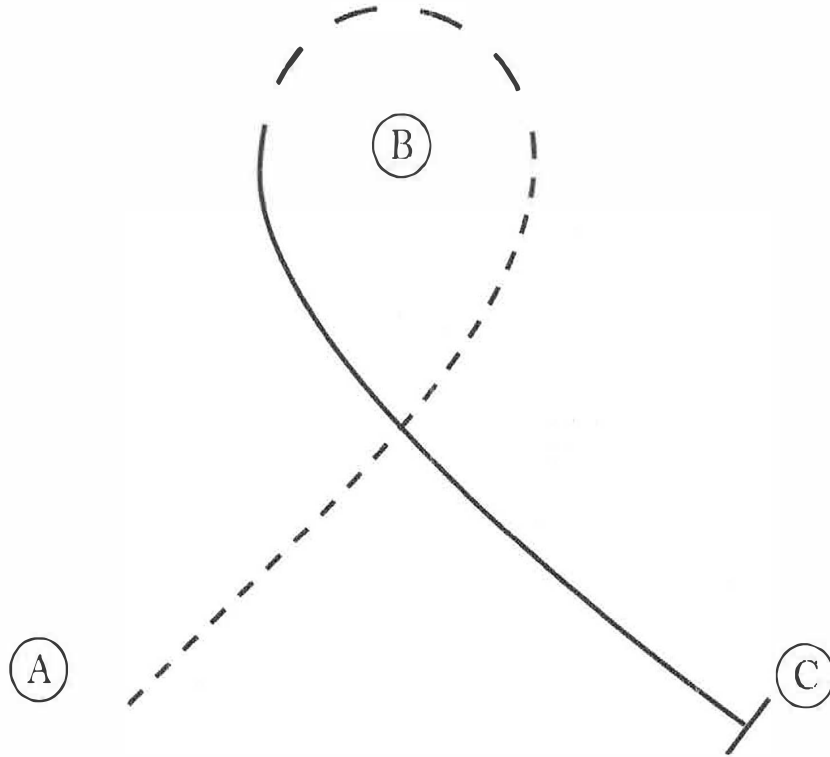
Rawhide classic 2024

Horsemanship Beginners

Show Date: 11-19-2023

w w w . H o r s e S h o w P a t t e r n s . c o m

w w w . H o r s e S h o w P a t t e r n s . c o m



1. Jog A to B
2. At B extend the jog
3. Extended jog around B
4. At B lope on the right lead to C
5. Stop at C

Walk
Jog	-----
Extended Jog	-----
Lope	—————
Leg Yield	
Lead Change	↘
Back	←←←←←
Marker	⊙ B
Sidepass	←←←←←

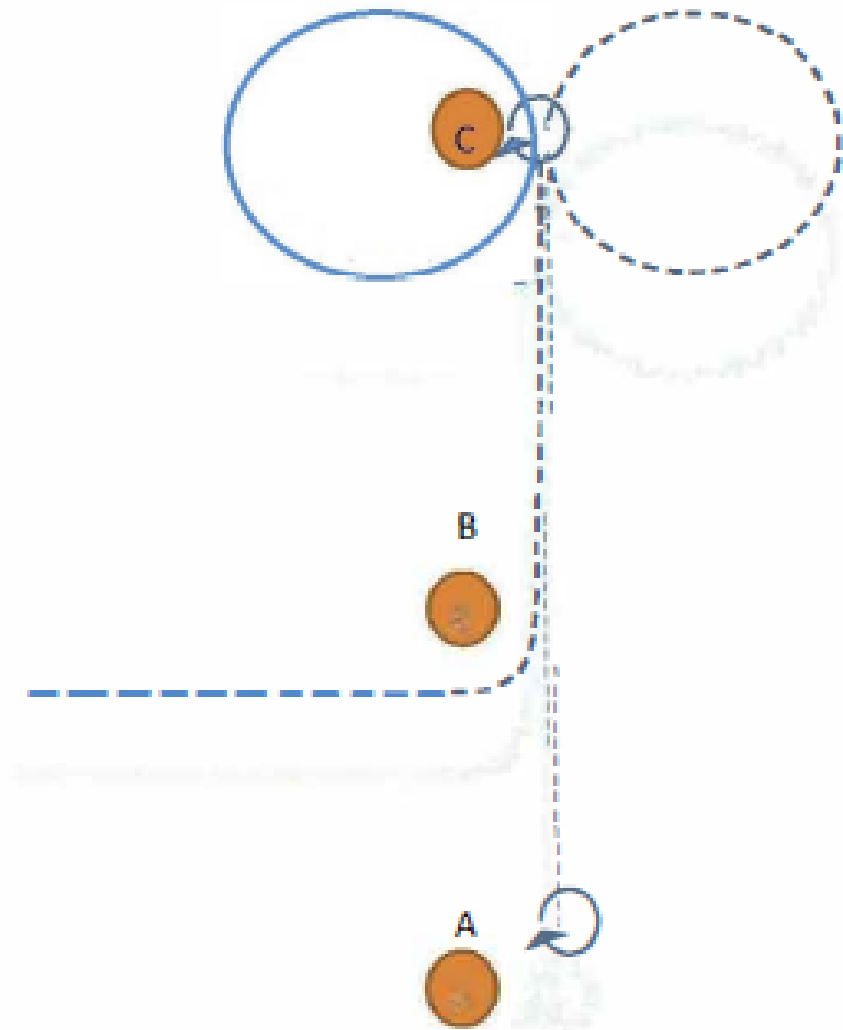
[WH/1-3]

Rawhide Classic 2024

Horsemanship

Novice Youth / Novice Amateur

Show Date: 6/7-04/2024



1. 360 on the forehand to the left
2. Jog to C
3. Lope circle at left lead
4. Right circle at a jog
5. Spin to the right
6. Jog
7. jog out

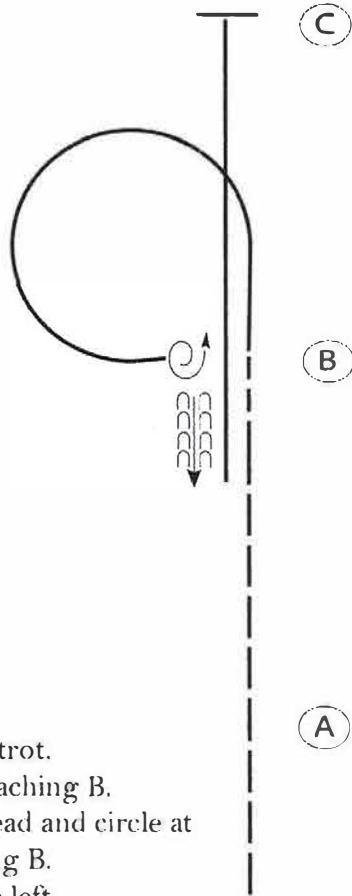
Rawhide Classic 2024

Horsemanship Youth/ Amateur

Show Date: 6/7-04-2024

w w w . H o r s e S h o w P a t t e r n s . c o m

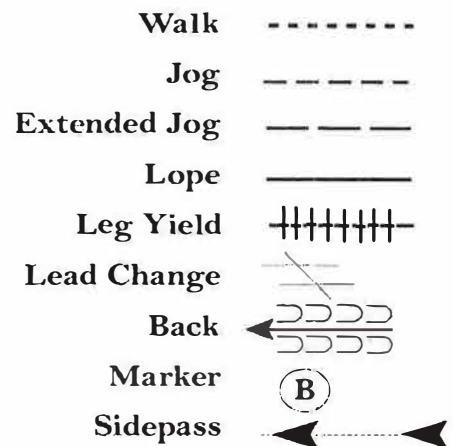
w w w . H o r s e S h o w P a t t e r n s . c o m



Begin before A.

1. Pass A at an extended trot.
2. Slow to a jog before reaching B.
3. At B, lope on the left lead and circle at B as shown. Stop facing B.
4. Turn 1 1/4 turn to the left.
5. Back one horse length.
6. Lope on the right lead to C. Stop at C.

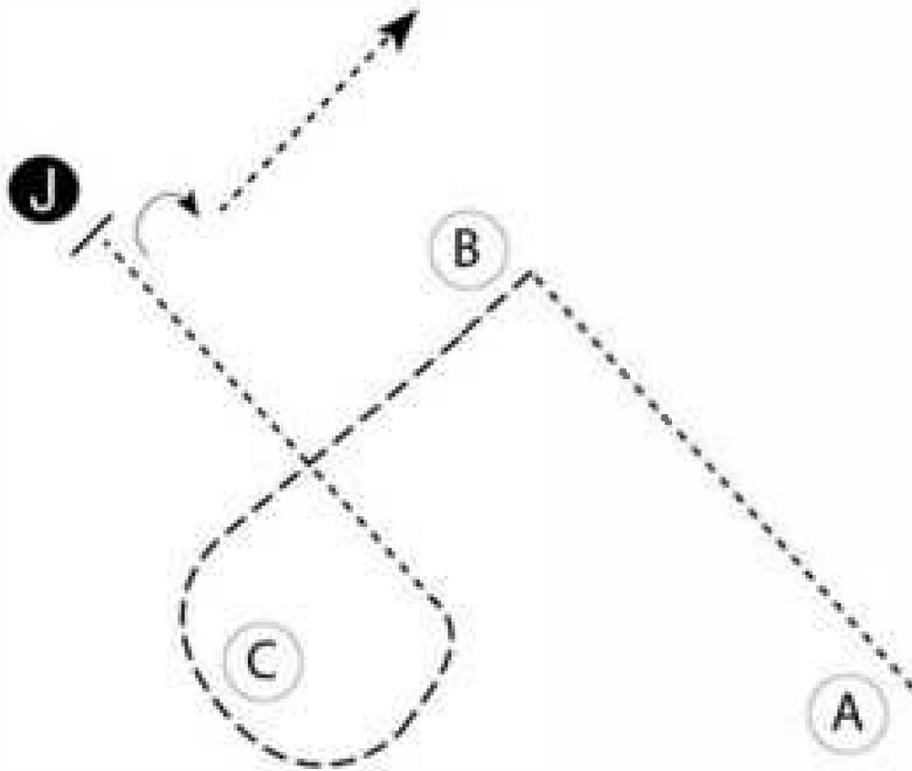
Follow the instructions of your ring steward.



[WH/3-17]

Rawhide Classic 2024 Showmanship Beginners

Show date: 6/7-04-2024



Be ready at A.

1. Walk from A to B.
2. Turn left at B and trot to and around C as shown.
3. Walk from C to judge.
4. Stop and set up for inspection.
5. When dismissed, perform a 90 degree turn and walk away.

Follow the instructions of your ring steward.

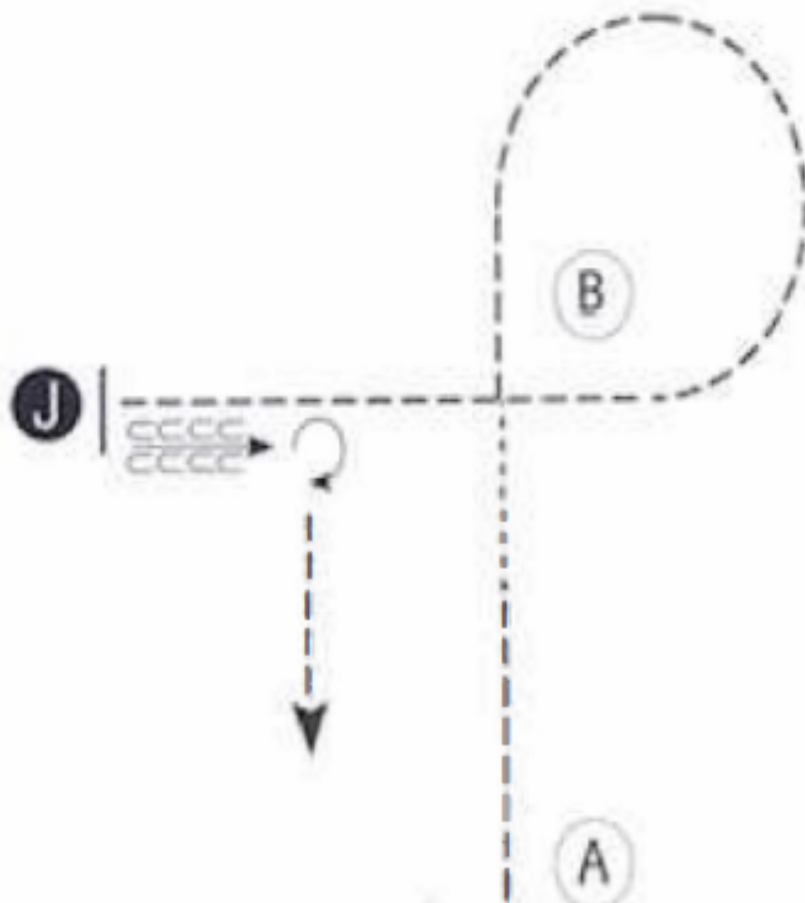
Walk	-----
Trot	- - - - -
Back	←
Marker	Ⓟ
Judge	Ⓝ

Rawhide Classic 2024

Showmanship

Novice Youth / Novice Amateur

Show date: 6/7-04-2024



Be ready at A.

1. Trot halfway to B.
2. Walk two horse lengths.
3. Trot to and around B as shown.
4. Trot to the judge. Stop and set up for inspection.
5. When dismissed, back approximately 2 horse lengths.
6. Perform a 270 degree turn and trot straight away.

Follow the instructions of your ring steward.

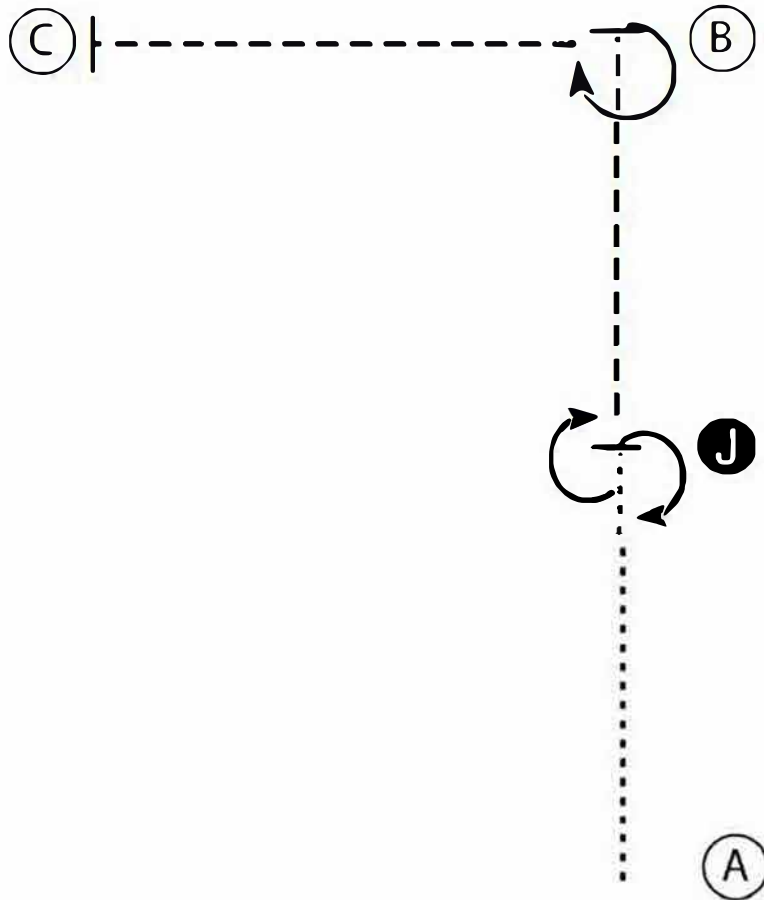
Walk	-----
Trot	-----
Back	← 3333 3333
Marker	(B)
Judge	(J)

Rawhide Classic 2024

Showmanship

Youth / Amateur

Show Date: 6/7-04/2024



1. Walk from A to the Judge.
2. Perform a 180 degree turn. Stop and set up for inspection.
3. When dismissed perform a 180 degree turn.
4. Trot to B.
5. Stop and perform a 270 degree turn.
6. Trot to C and stop. Wait for instructions from the ring steward.

Walk|

Trot - - - - -

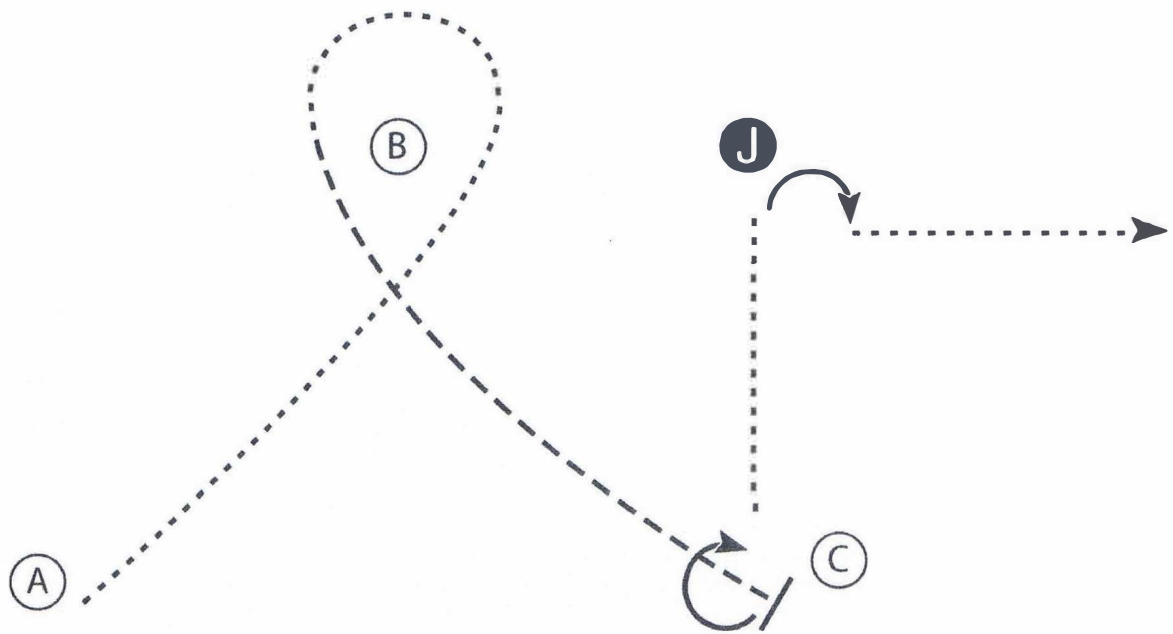
Back ←

Marker (B)

Judge (J)

Rawhide Classic 2024 Showmanship Open

Show date: 6/7-04/2024



1. Walk A to and around B
2. At B trot to C
3. Stop at C and perform a 225 degree turn
4. Walk to the judge and set up for inspection
5. When dismissed perform a 90 degree turn and walk straight away from the judge

Walk-

Trot - - - - -

Back ←

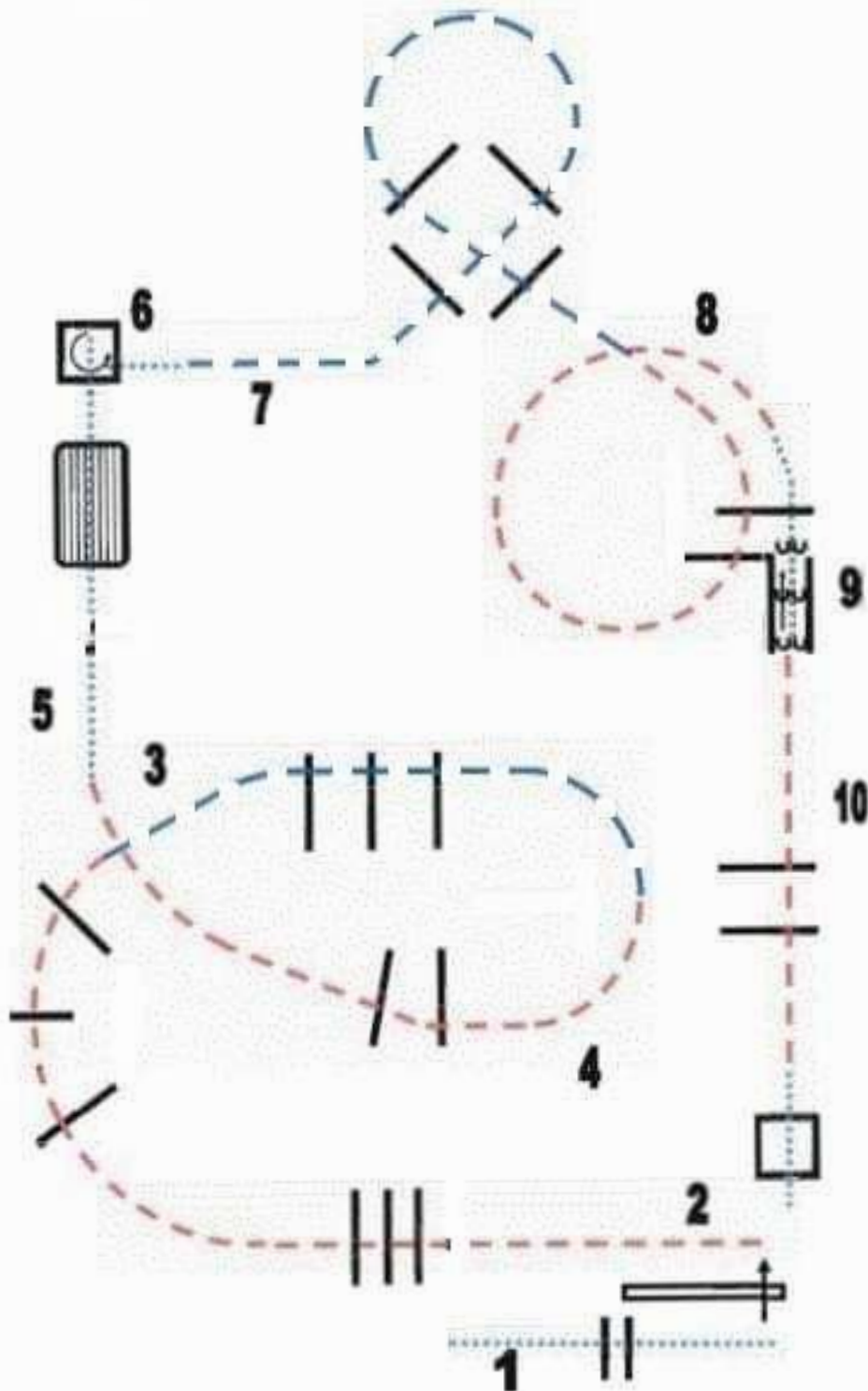
Marker (B)

Judge (J)

Rawhide Classic 2024

Trail In Hand / Walk & Jog

Show date: 6/7-04-2024

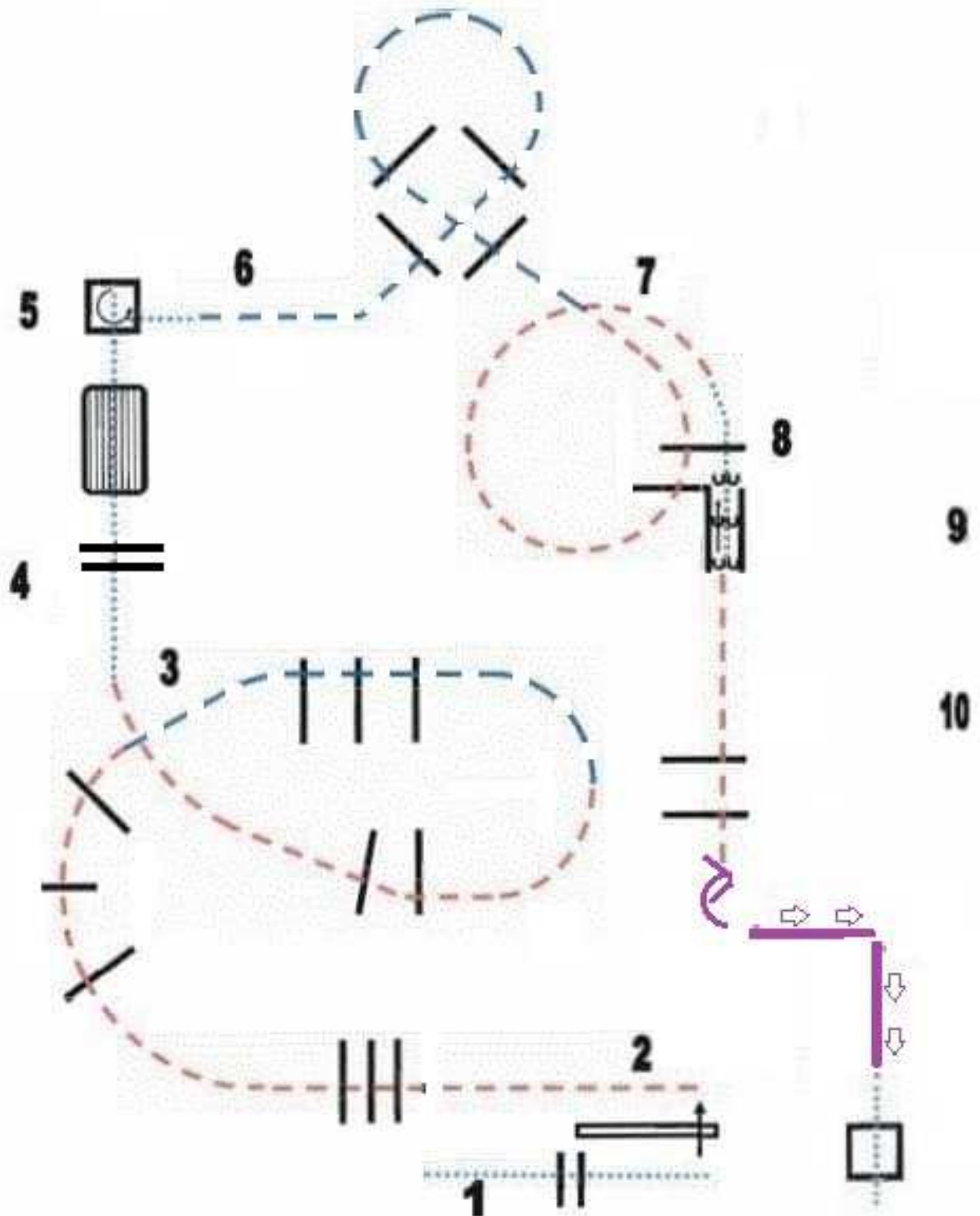


1. walk over to gate, open gate left hand
2. jog over
3. jog over
4. jog over
5. walk over poles and bridge into box
6. turn $1 \frac{1}{4}$ and walk out
7. jog over
8. jog over
9. walk into chute, back up, walk out
10. jog over and walk over

Rawhide Classic 2024

Trail Beginners

Show date: 6/7-04-2024

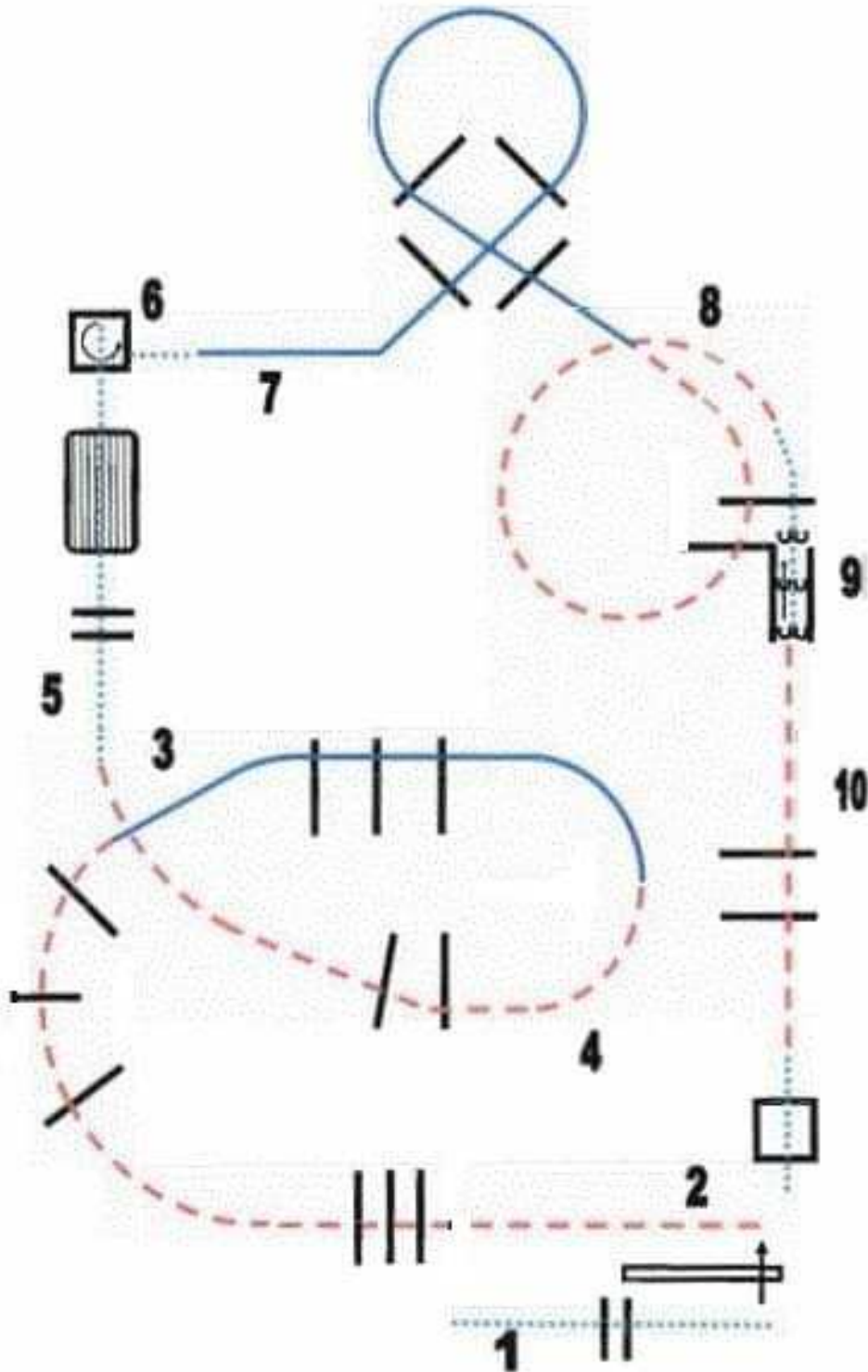


1. walk over to gate, open gate left hand
2. jog over
3. jog over
4. walk over poles and bridge into box
5. turn 1 1/4 and walk out
6. jog over
7. jog over
8. walk into chute, back up, walk out
9. jog over stop and 1/2 turn,
10. sidepass
11. walk over

Rawhide Classic 2024

Trail Novice Youth / Novice Amateur / Green Horse Open

Show date: 6/7-04-2024

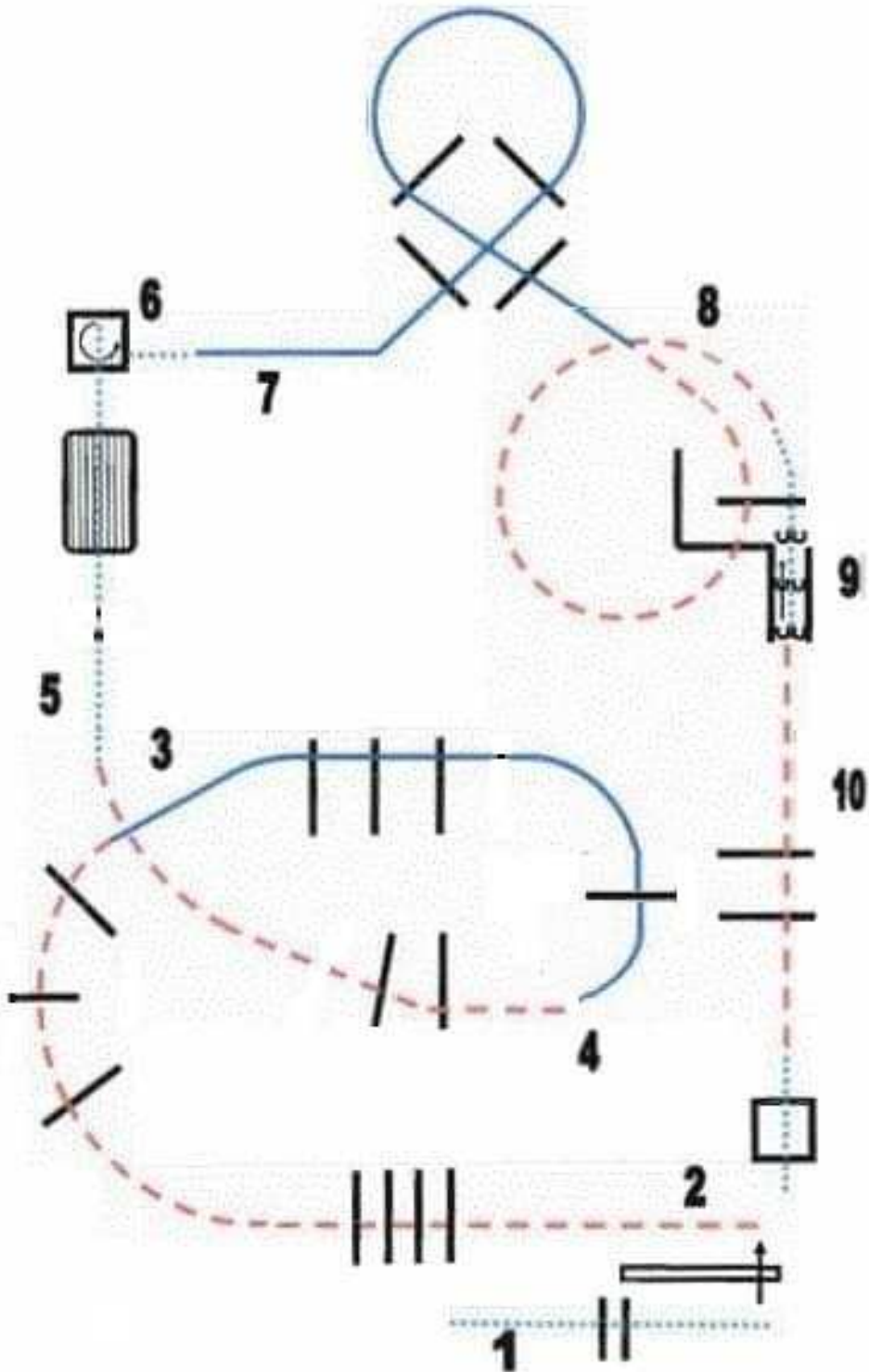


- | | |
|-------------------------------------------|---------------------------------------|
| 1. walk over to gate, open gate left hand | 6. turn 3/4 left, walk out |
| 2. jog over | 7. lope over left lead |
| 3. lope over right lead | 8. jog over |
| 4. jog over | 9. walk into chute, back up, walk out |
| 5. walk over poles and bridge into box | 10. jog over and walk over |

Rawhide Classic 2024

Trail Youth / Amateur

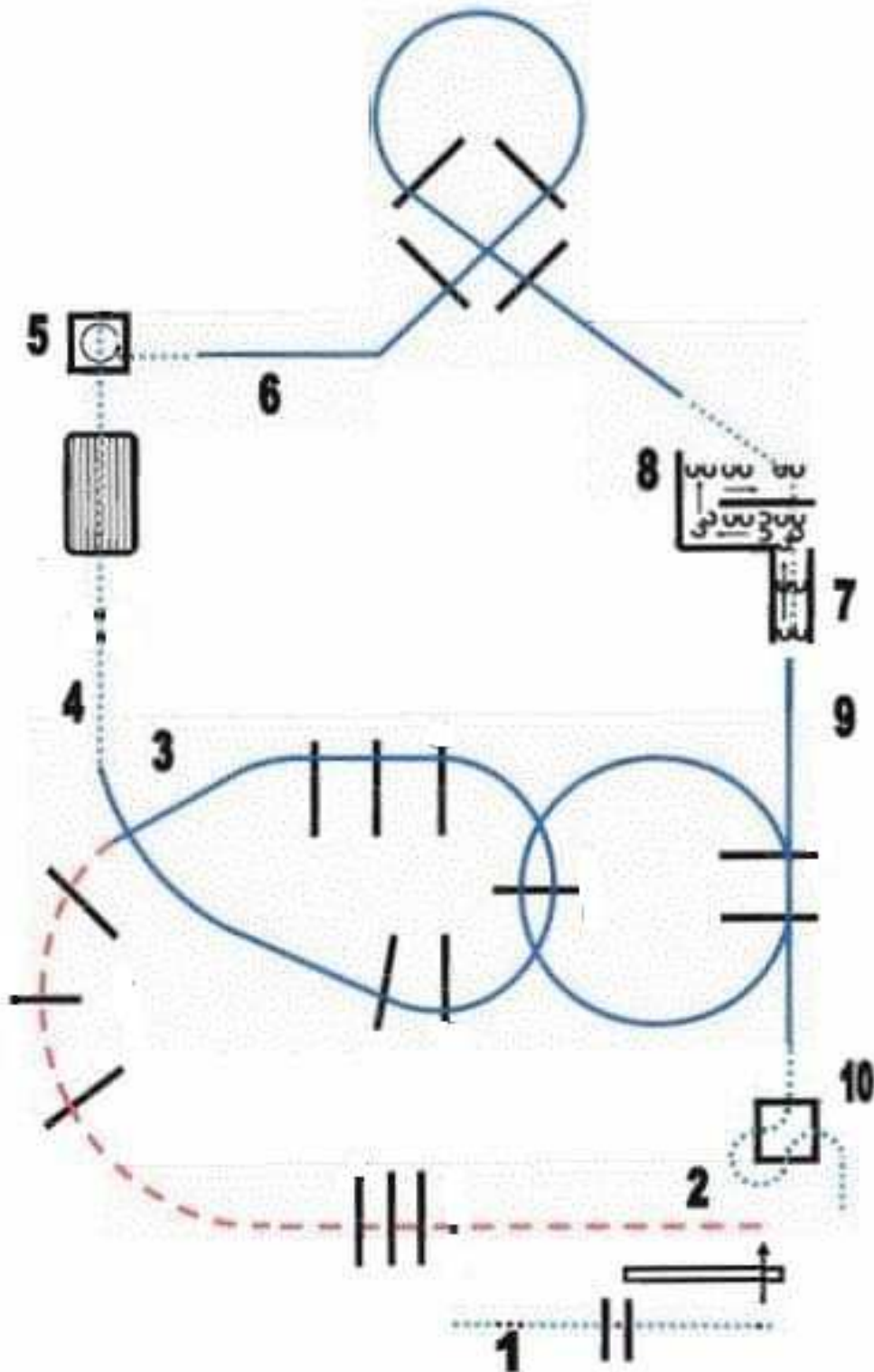
Show date: 6/7-04-2024



- | | |
|-------------------------------------------|---------------------------------------|
| 1. walk over to gate, open gate left hand | 6. turn 3/4 left, walk out |
| 2. jog over | 7. lope over left lead |
| 3. lope over right lead | 8. jog over |
| 4. jog over | 9. walk into chute, back up, walk out |
| 5. walk over poles and bridge into box | 10. jog over and walk over |

Rawhide Classic 2024 Trail Open

Show date: 6/7-04-2024



- | | |
|-------------------------------------------|------------------------------------|
| 1. walk over to gate, open gate left hand | 6. lope over left lead |
| 2. jog over | 7. walk into chute, back up |
| 3. lope over right lead | 8. side pass to the left, walk out |
| 4. walk over poles and bridge into box | 9. lope over right lead |
| 5. turn 1 3/4 left, walk out | 10. walk over |