

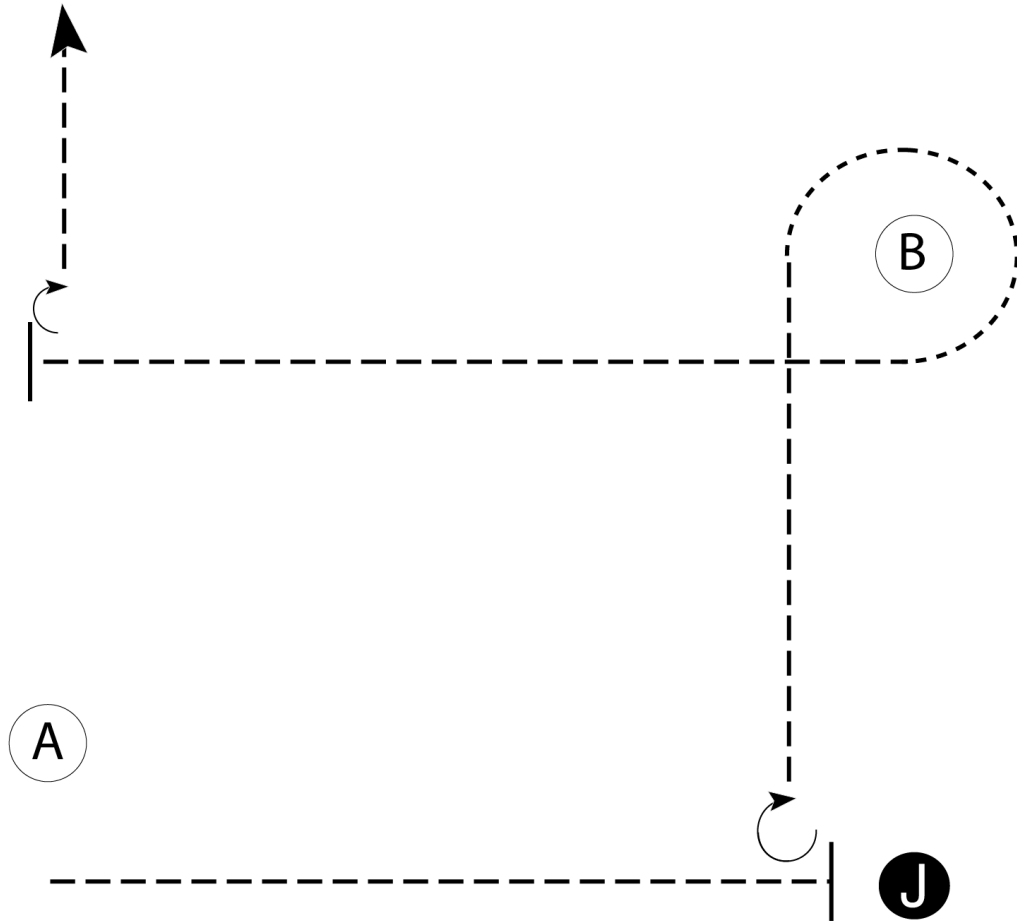
Rawhide Cup 2026

Showmanship (Youth/ Amateur/ Open)

Show Date: 05-30-2026

w w w . H o r s e S h o w P a t t e r n s . c o m

w w w . H o r s e S h o w P a t t e r n s . c o m



Be ready at A.

1. When acknowledged, trot to Judge.
2. Stop and set up for inspection.
3. When dismissed, perform a 3/4 turn and trot to B.
4. Break to a walk and walk around B.
5. Trot until even with A.
6. Stop and perform a 1/4 turn and trot to exit.

Walk	-----
Trot	- - - - -
Back	← ⇐⇐⇐⇐
Marker	Ⓚ
Judge	Ⓝ

[S/1-110]

Pattern Provided by:

BQHA

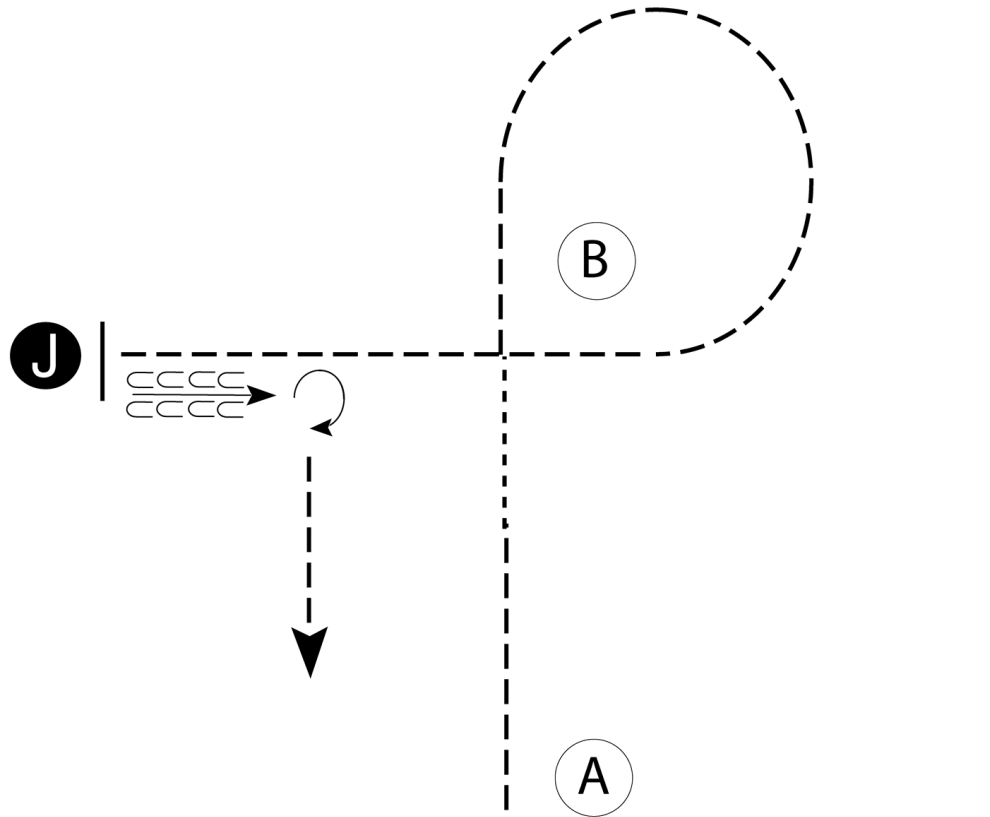
Rawhide Cup 2026

Showmanship (Beginners)

Show Date: 05-30-2026

w w w . H o r s e S h o w P a t t e r n s . c o m

w w w . H o r s e S h o w P a t t e r n s . c o m



Be ready at A.

1. Trot halfway to B.
2. Walk two horse lengths.
3. Trot to and around B as shown.
4. Trot to the judge. Stop and set up for inspection.
5. When dismissed, back approximately 2 horse lengths.
6. Perform a 270 degree turn and trot straight away.

Follow the instructions of your ring steward.

- Walk - - - - -
- Trot - - - - -
- Back ← - - - - -
- Marker (B)
- Judge (J)

[S/1-78]

Pattern Provided by:

BQHA

Rawhide Cup 2026

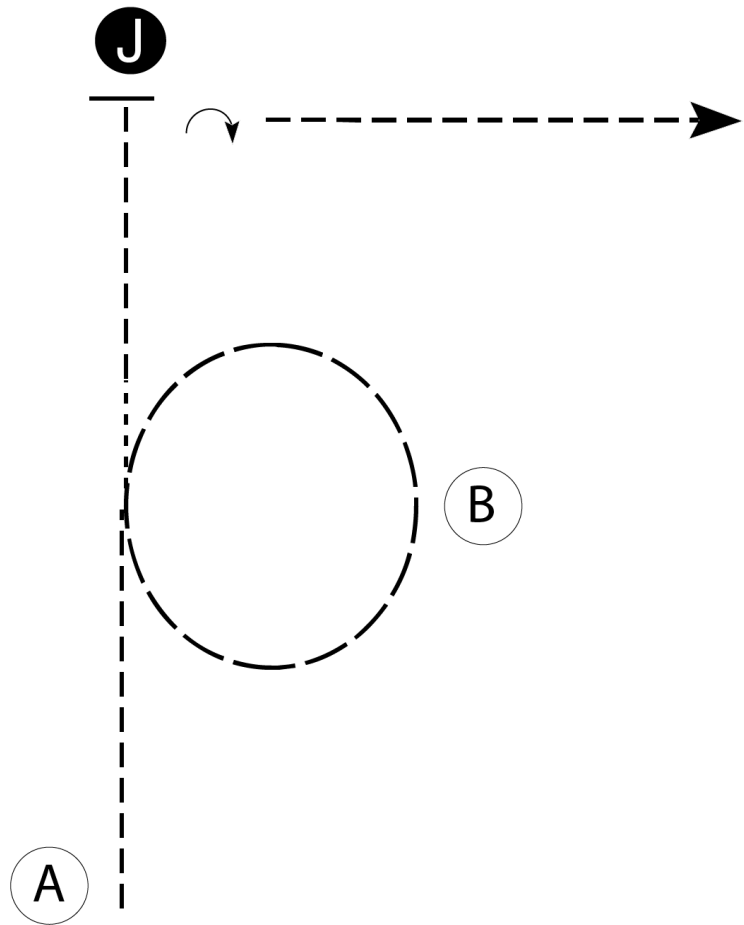
Showmanship

(L1 Youth/L1 Amateur/Novice Youth/Novice Amateur)

Show Date: 05-30-2026

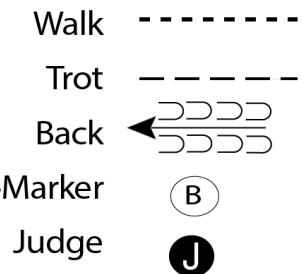
w w w . H o r s e S h o w P a t t e r n s . c o m

w w w . H o r s e S h o w P a t t e r n s . c o m



Be ready at A. Not being ready is considered LATE.

1. Trot halfway to Judge.
2. Extended trot circle.
3. Walk approximately 2 horse lengths.
4. Trot to Judge.
5. Set Up.
6. Inspection.
7. When dismissed, perform a 90 degree turn and trot off.



[S/1-123]

Pattern Provided by:

BQHA

Rawhide Cup 2026

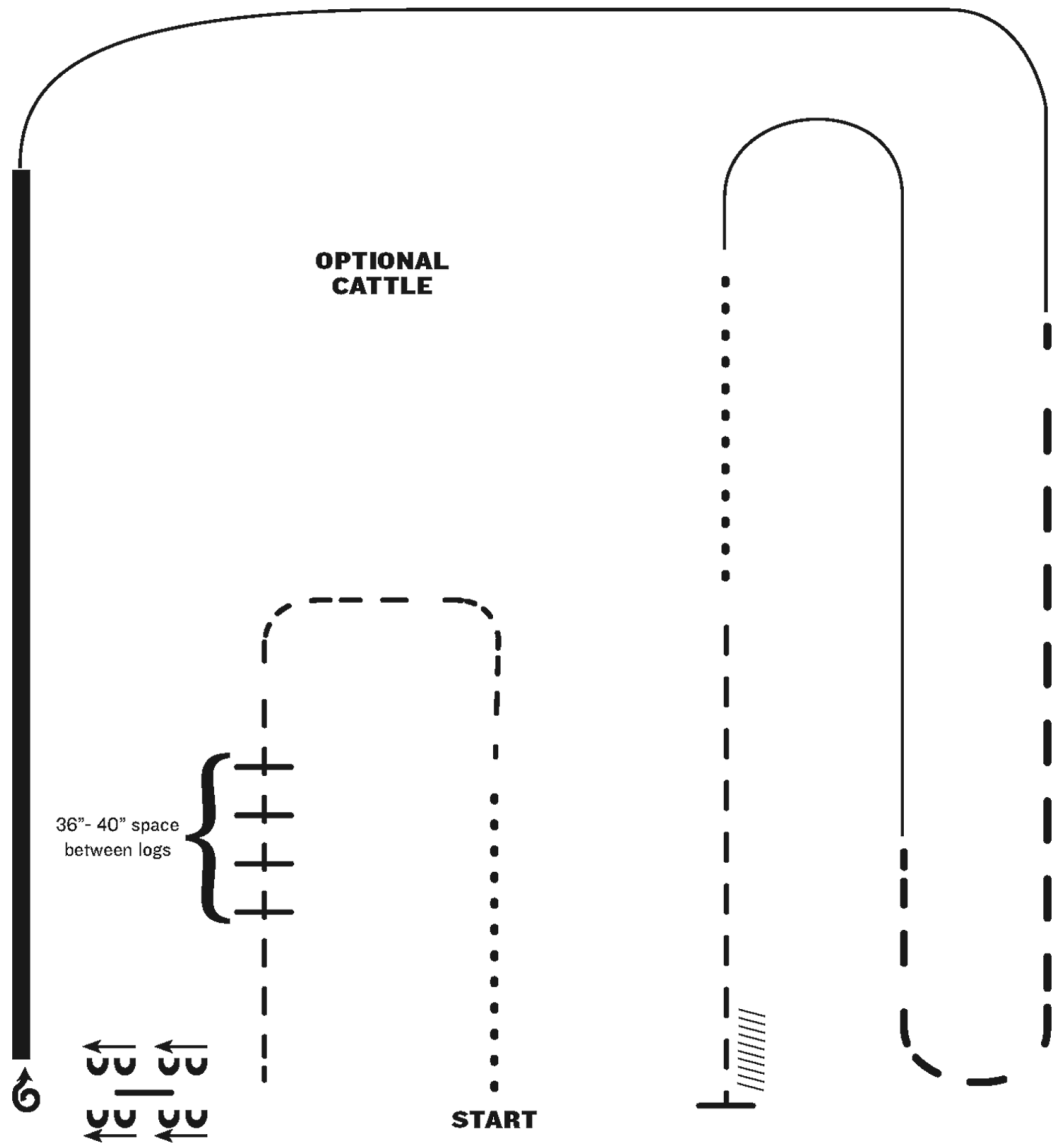
Rang Riding

(L1 Youth/L1 Amateur/Novice Youth/Novice Amateur)

Show Date: 05-30-2026

www.HorseShowPatterns.com

www.HorseShowPatterns.com



1. Walk
2. Trot
3. Trot logs
4. Side pass right
5. 1 1/2 turns right
6. Extended lope (right lead)
7. Lope right lead
8. Extended trot
9. Lope left lead
10. Walk
11. Trot
12. Stop and back

Note: The drawn description of this pattern is only intended for the general depiction of the pattern. Exhibitors should utilize the arena space to best exhibit their horses.

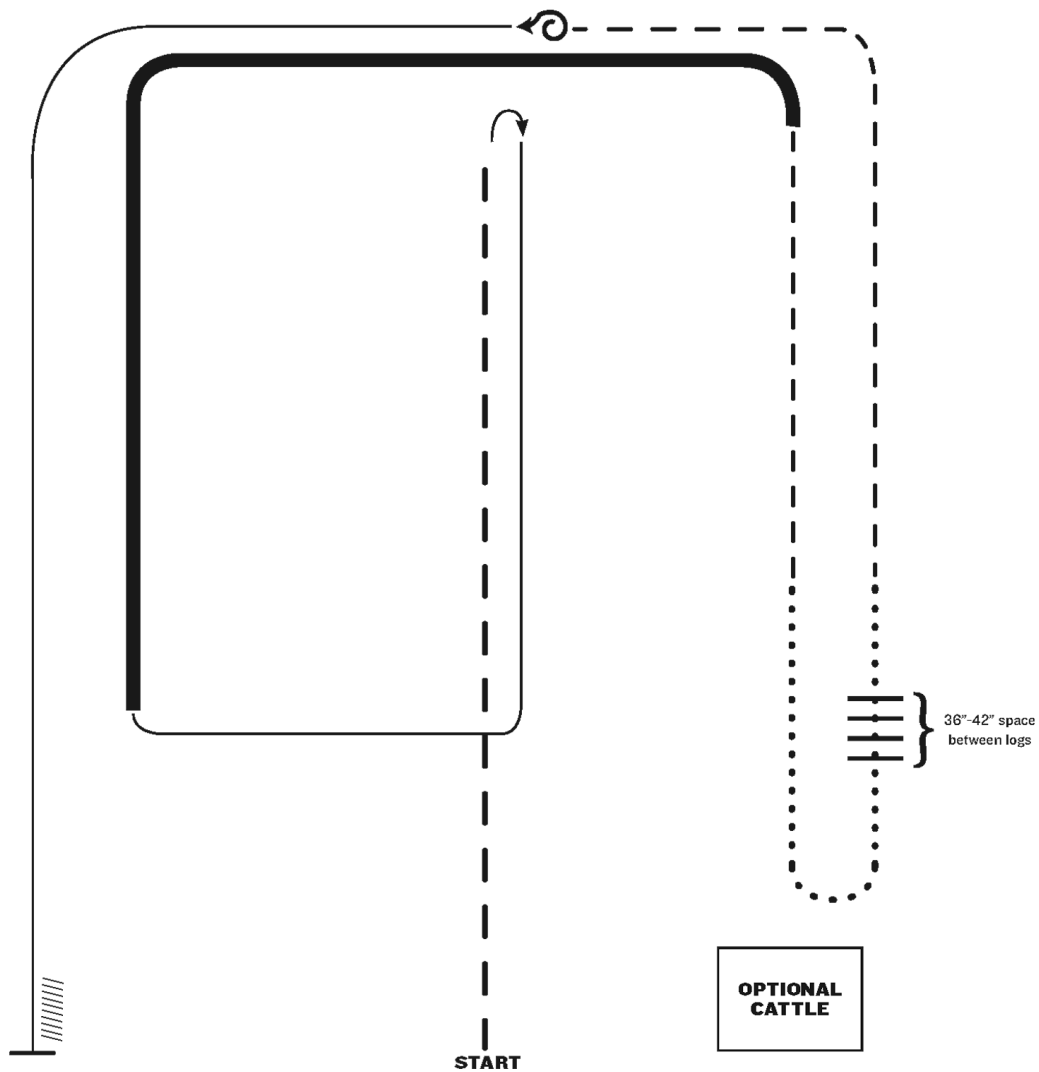
[RR/AQHA-12]

Pattern Provided by:
BQHA

Rawhide Cup 2026

Ranch Riding (Beginners/ Green Horse/ L1 Open)

Show Date: 05-30-2026



1. Extended trot
2. Stop, rollback right
3. Lope right lead
4. Extended lope (right lead)
5. Trot
6. Walk
7. Walk over logs
8. Walk
9. Trot
10. Stop, 360 left
11. Lope left lead
12. Stop and back

Note: The drawn description of this pattern is only intended for the general depiction of the pattern. Exhibitors should utilize the arena space to best exhibit their horses.

[RR/AQHA-15]

Pattern Provided by:

BQHA

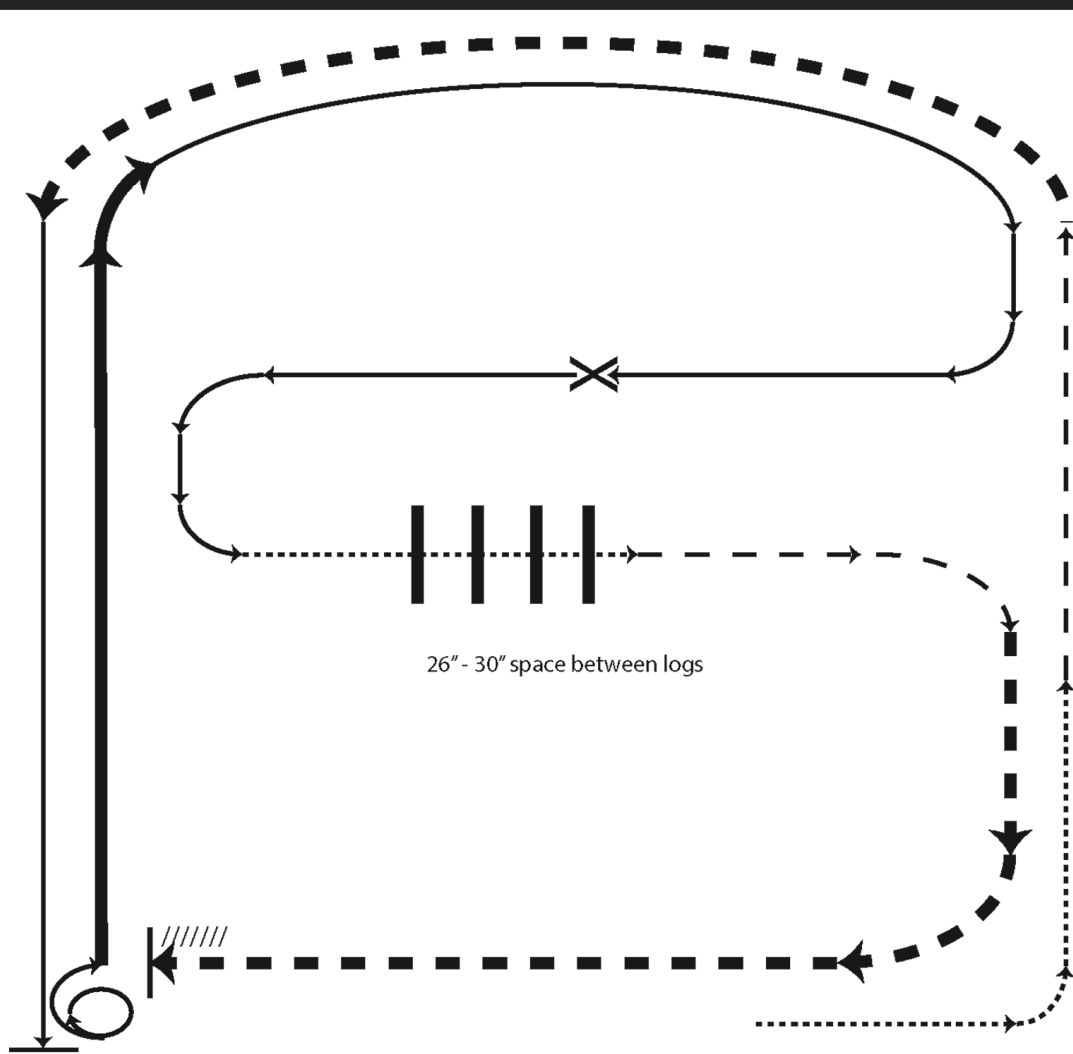
w w w . H o r s e S h o w P a t t e r n s . c o m

w w w . H o r s e S h o w P a t t e r n s . c o m

Rawhide Cup 2026

Ranch Riding (Youth/ Amateur)

Show Date: 05-30-2026



- X Lead Change
- Walk
- - - Trot
- - - Ext Trot
- — — Lope
- — — Ext Lope
- /////// Back

1. Walk
2. Trot
3. Extended trot
4. Left lead lope
5. Stop, 1 1/2 turn right
6. Extended lope
7. Collect to working lope-right lead
8. Change leads (simple or flying)
9. Walk
10. Walk over logs
11. Trot
12. Extended trot
13. Stop and back

[RR/AQHA-2]

Pattern Provided by:

BQHA

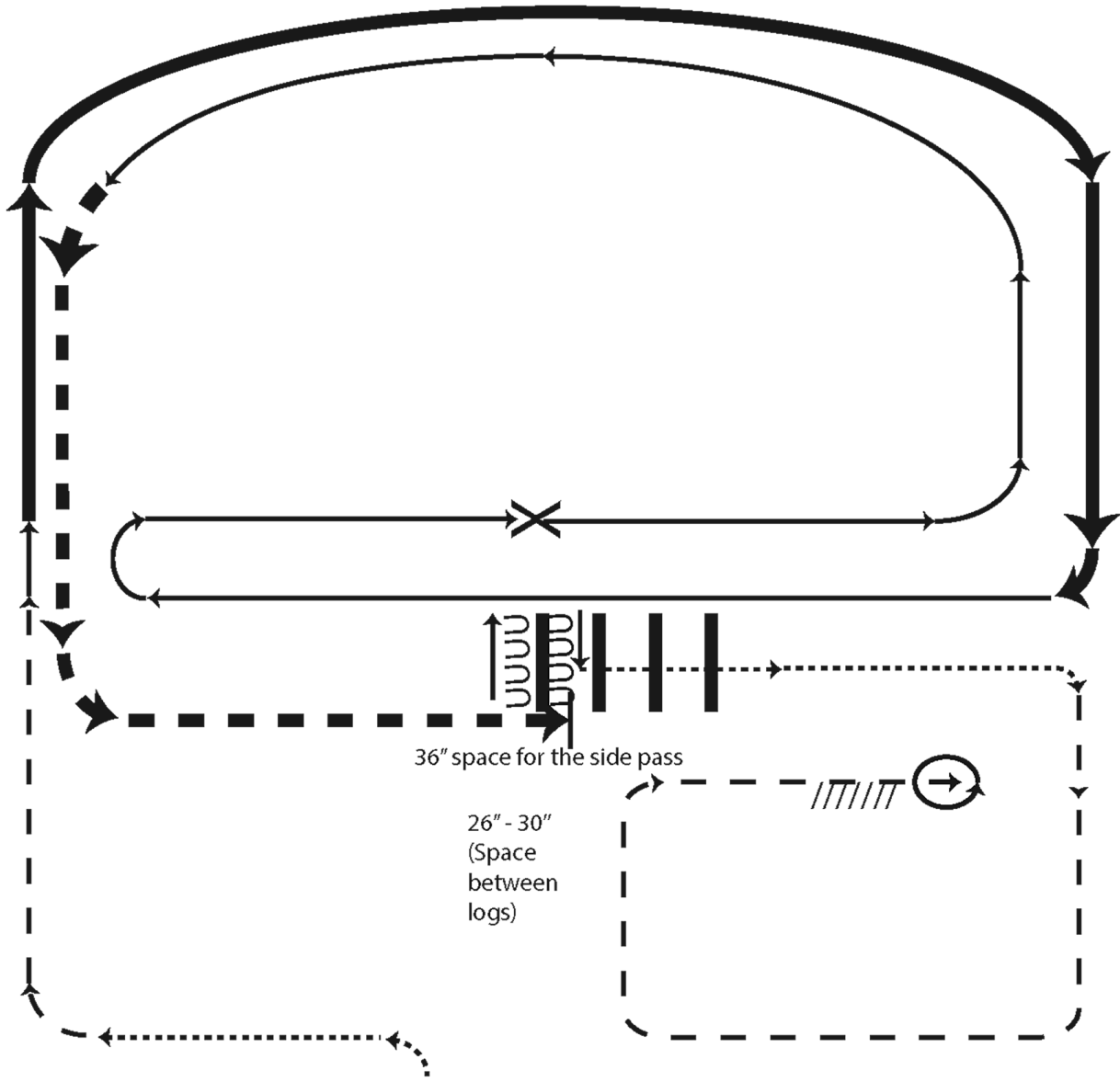
Rawhide Cup 2026

Ranch Riding (Open)

Show Date: 05-30-2026

www.HorseShowPatterns.com

www.HorseShowPatterns.com



1. Walk
2. Trot
3. Extended lope-right lead
4. Lope-right lead
5. Change leads (simple or flying)
6. Lope left lead
7. Extended trot
8. Stop, side pass left, side pass right, 1/2 way
9. Walk over logs
10. Walk
11. Trot square
12. Stop, 360° turn left, back

- X Lead Change
- • Walk
- - Trot
- - - Ext Trot
- — Lope
- — — Ext Lope
- ////// Back

[RR/AQHA-4]

Pattern Provided by:

BQHA

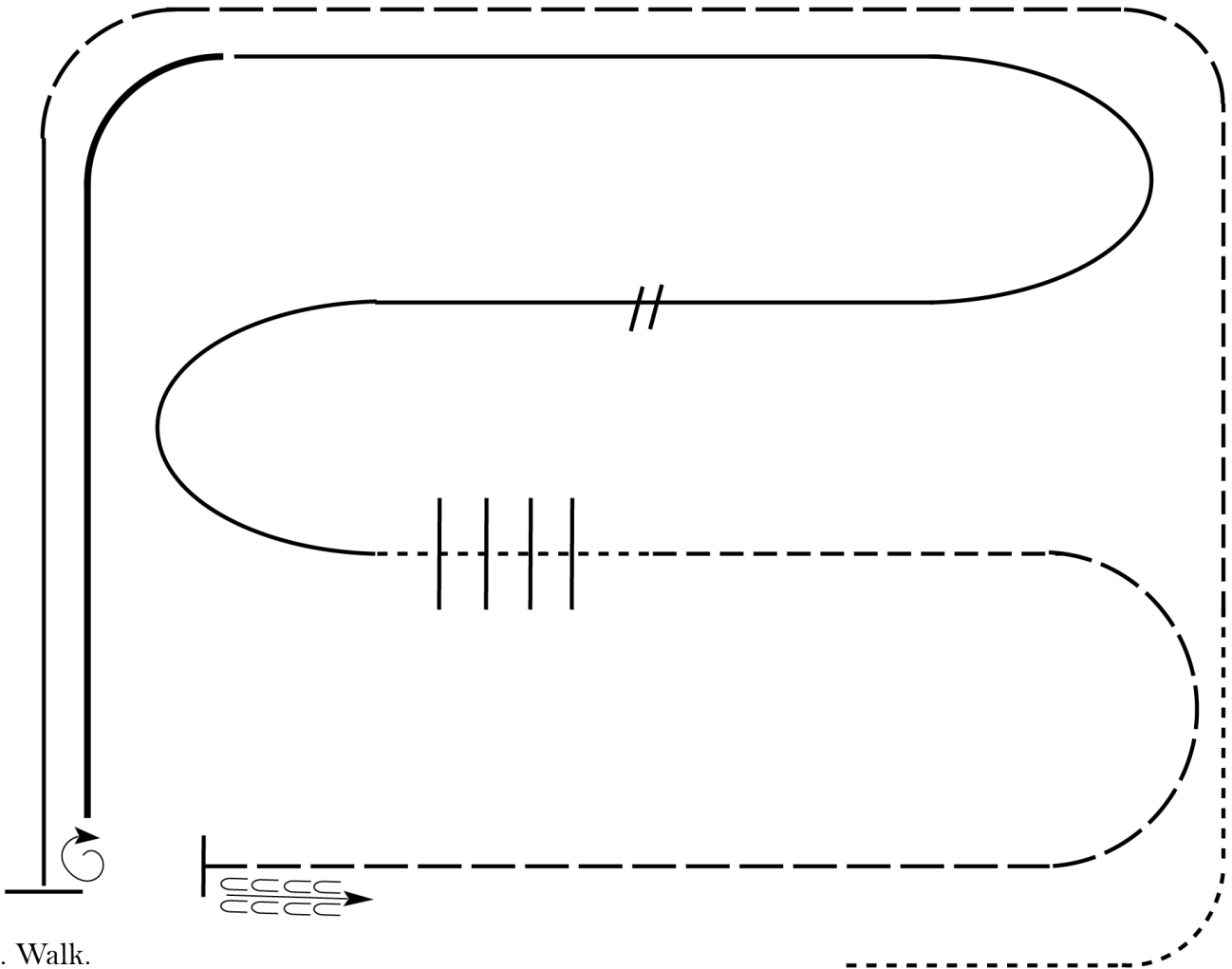
Rawhide Cup 2026

Ranch Riding (Walk & Jog)

Show Date: 05-30-2026

www.HorseShowPatterns.com

www.HorseShowPatterns.com



1. Walk.
2. Trot
3. Extended trot.
4. Trot
5. Stop, 1 1/2 turn right
6. Extended Trot
7. Trot
8. Extended Trot
9. Walk
10. Walk over logs
11. Trot
12. Extended trot
13. Stop and back

Walk	-----
Jog	- - - - -
Extended Jog	-----
Lope	
Lead Change	///
Back	← u u u u u
Marker	ⓑ

[RR/2]

Pattern Provided by:

BQHA

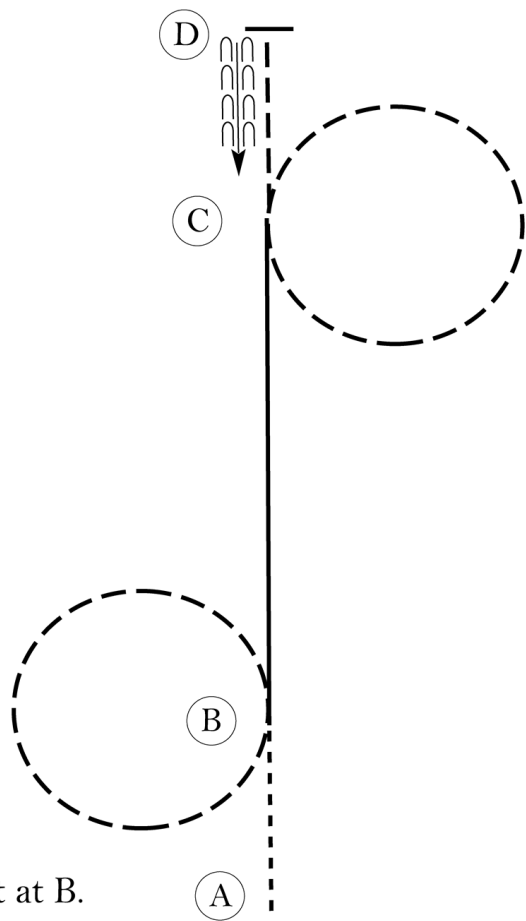
Rawhide Cup 2026

Hunt Seat Equitation (L1 Youth / L1 Amateur)

Show Date: 05-30-2026

w w w . H o r s e S h o w P a t t e r n s . c o m

w w w . H o r s e S h o w P a t t e r n s . c o m



Be ready before A.

1. Walk A to B.
2. Posting trot a circle to the left at B.
3. Canter on the left lead to C.
4. Trot a circle to the right at C.
5. Sitting trot to D.
6. Stop at D and back approximately one horse length.

Follow the instructions of your ring steward.

Walk	-----
Trot	- - - - -
Extended Trot	-----
Canter	—————
Leg Yield	
Lead Change	↙ ↘
Back	← ← ← ← ←
Marker	⊙
Sidepass	← — — — — →
Hand Gallop	—————

[HSE/1-42]

Pattern Provided by:
BQHA

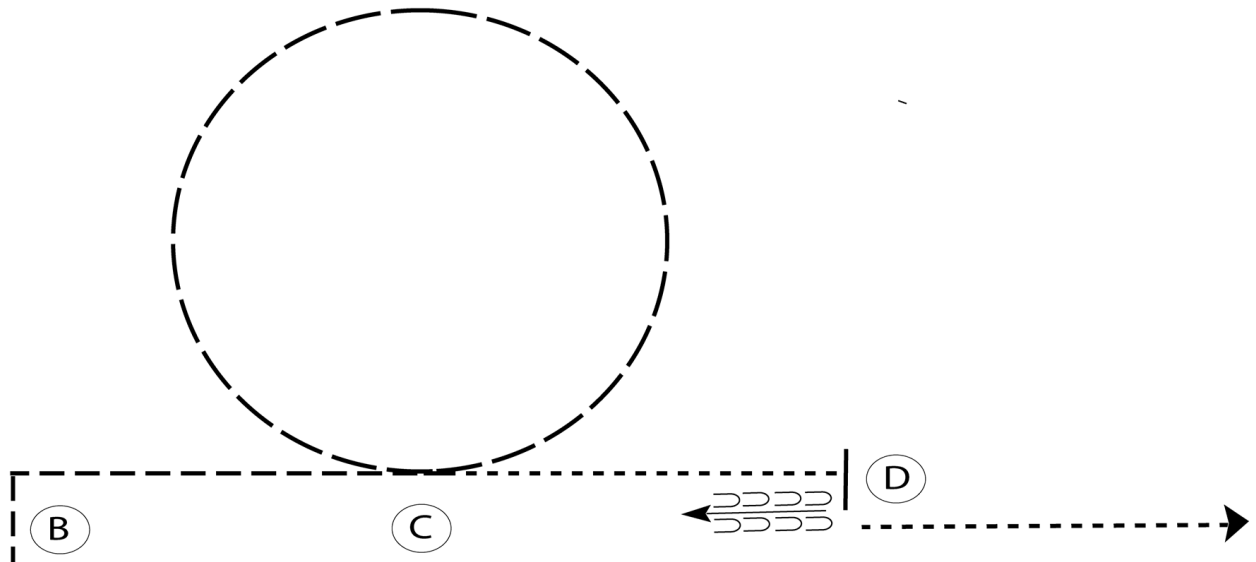
Rawhide Cup 2026

Horsemanship (Walk & Jog)

Show Date: 05-30-2026

w w w . H o r s e S h o w P a t t e r n s . c o m

w w w . H o r s e S h o w P a t t e r n s . c o m



Be ready before A.

1. Walk to A.
2. Jog around B and to C.
3. Extend the jog in a circle to the left.
4. Walk at C and to D.
5. Stop and back approximately one horse length.
6. Walk to exit.

Follow the instructions of your ring steward.

Walk	-----
Jog	- - - - -
Extended Jog	- - - - -
Lope	—————
Leg Yield	
Lead Change	— / —
Back	← ← ← ← ←
Marker	Ⓟ
Sidepass	← — — — — →

[WH/WT-65]

Pattern Provided by:
BQHA

Rawhide Cup 2026

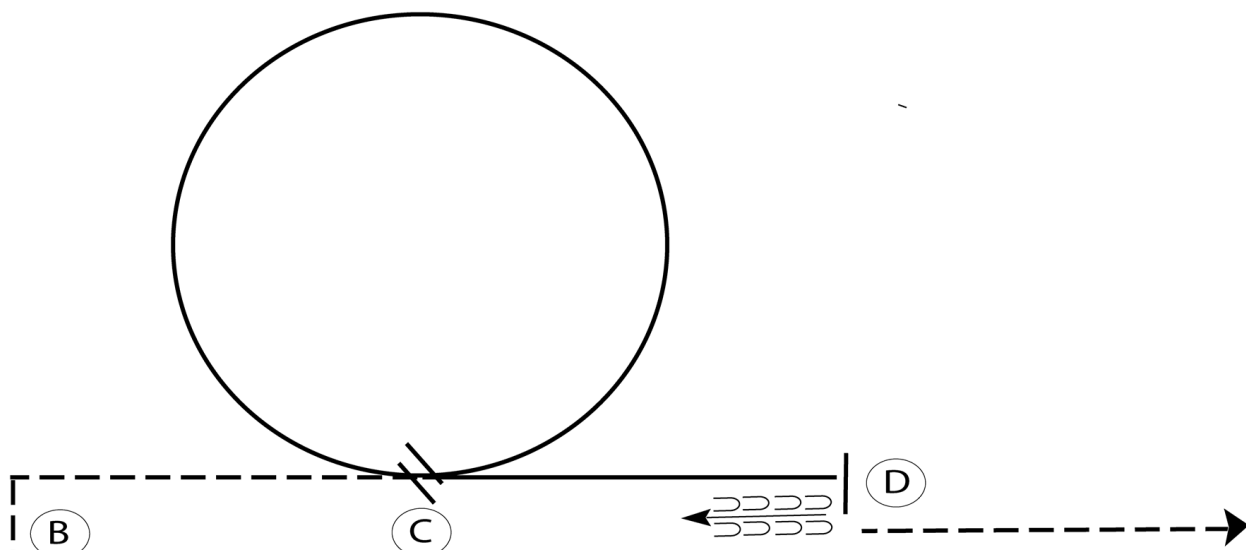
Horsemanship

(L1 Youth/L1 Amateur/Novice Youth/Novice Amateur)

Show Date: 05-30-2026

www.HorseShowPatterns.com

www.HorseShowPatterns.com



(A)

Be ready before A.

1. Walk to A.
2. Jog around B and to C.
3. At C, lope a circle to the left on the left lead.
4. Change leads at C and lope to D.
5. Stop and back approximately one horse length.
6. Jog to exit.

Follow the instructions of your ring steward.

Walk	-----
Jog	- - - - -
Extended Jog	- - - - -
Lope	—————
Leg Yield	
Lead Change	— / —
Back	← ← ← ← ← → → → → →
Marker	(B)
Sidepass	← ——— →

[WH/1-65]

Pattern Provided by:

BQHA

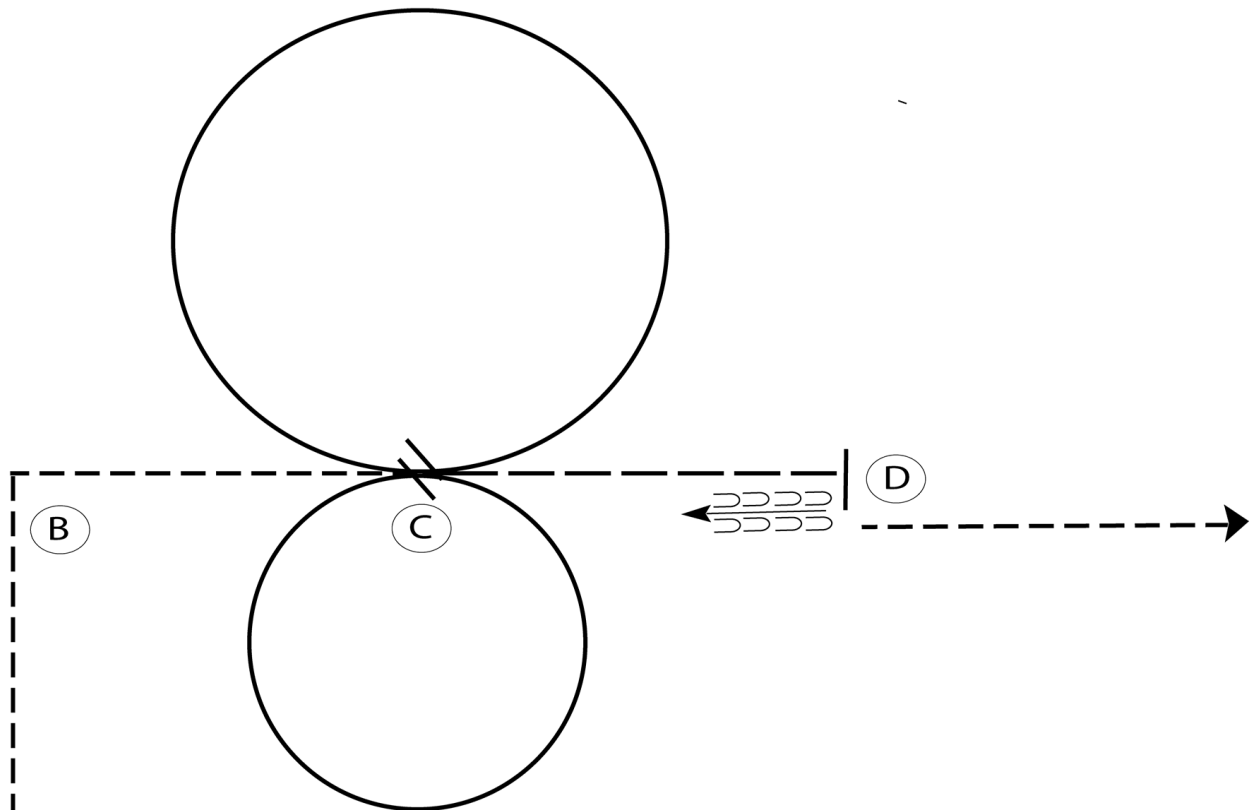
Rawhide Cup 2026

Horsemanship (Youth/ Amateur)

Show Date: 05-30-2026

www.HorseShowPatterns.com

www.HorseShowPatterns.com





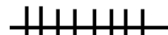






(A)

Be ready before A.

1. Walk to A.
2. Jog around B and to C.
3. Lope a small circle to the right.
4. Change leads at C and lope a larger circle to the left.
5. Extend the jog at C and to D.
6. Stop and back approximately one horse length.
7. Jog to exit.

Follow the instructions of your ring steward.

- Walk 
- Jog 
- Extended Jog 
- Lope 
- Leg Yield 
- Lead Change 
- Back 
- Marker 
- Sidepass 

[WH/2-65]

Pattern Provided by:
BQHA

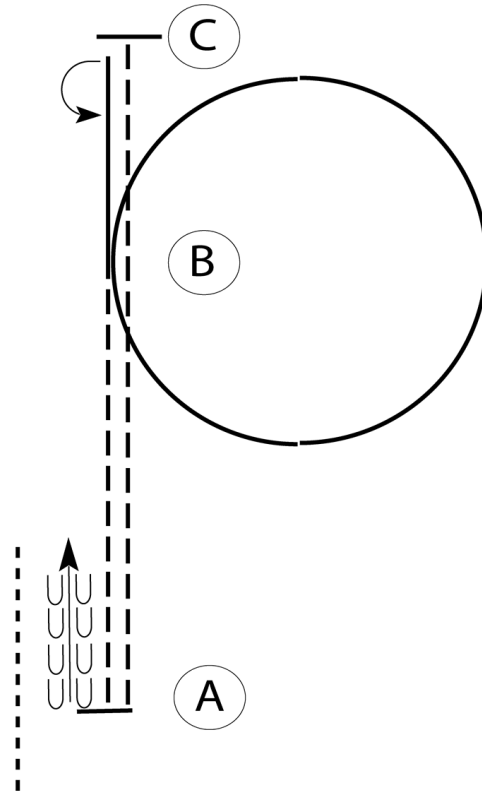
Rawhide Cup 2026

Horsemanship (Beginners)

Show Date: 05-30-2026

www.HorseShowPatterns.com

www.HorseShowPatterns.com



Be ready at A.

1. Jog from A to C.
2. Stop at C and perform a 180 degree turn to the left.
3. Lope on the left lead to B.
4. Lope a circle to the left.
5. Jog from B to A.
6. Stop at A and back approximately one horse length.
7. Walk to A and exit at a walk.

Follow the instructions of your ring steward.

Walk	-----
Jog	- - - - -
Extended Jog	- - - - -
Lope	—————
Leg Yield	
Lead Change	— / —
Back	← — — — — — — — — —
Marker	⊙
Sidepass	← — — — — →

[WH/1-72]

Pattern Provided by:

BQHA

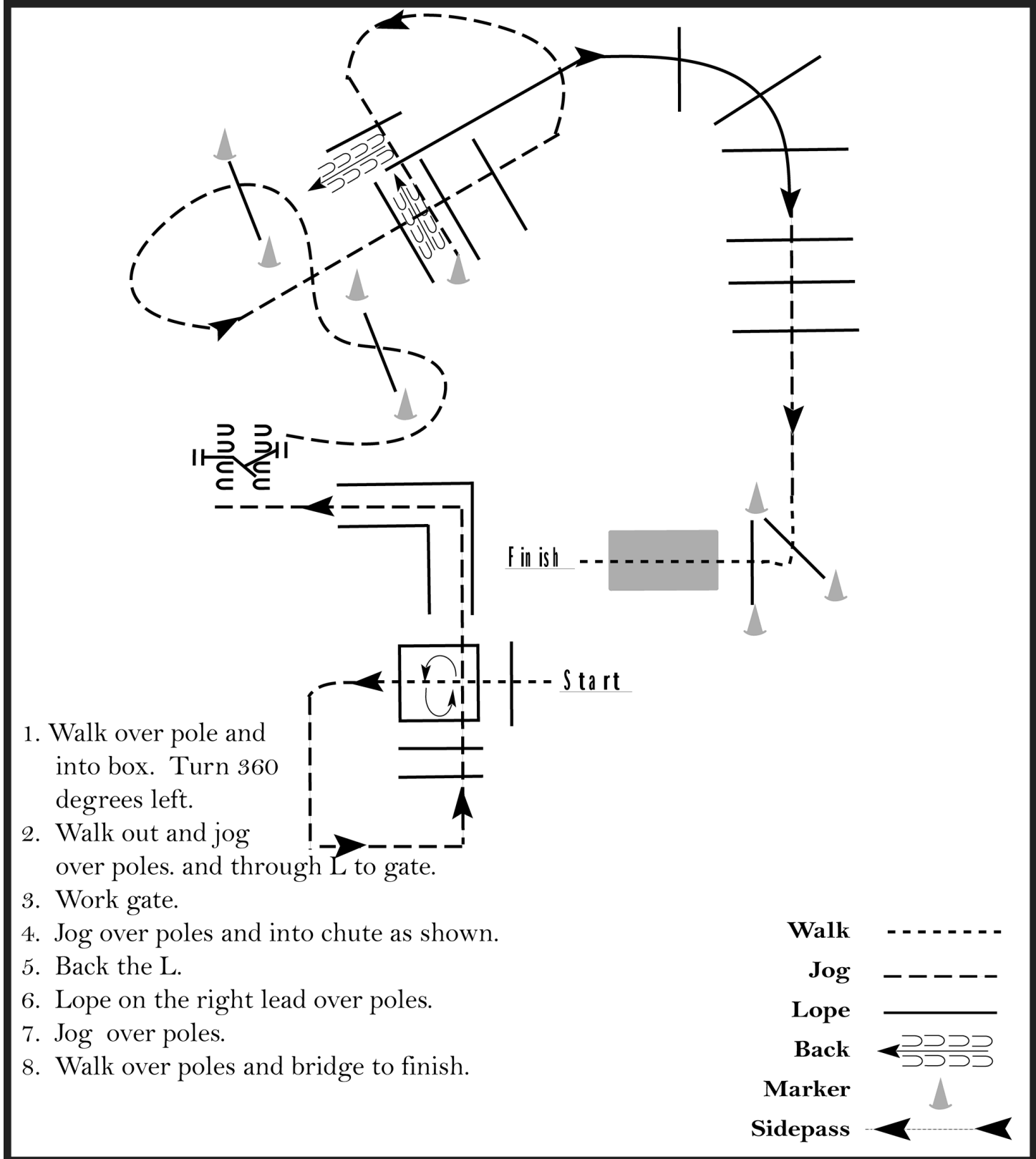
Rawhide Cup 2026

Trail (Open / Amateur / Youth)

Show Date: 05-30-2026

www.HorseShowPatterns.com

www.HorseShowPatterns.com



1. Walk over pole and into box. Turn 360 degrees left.
2. Walk out and jog over poles. and through L to gate.
3. Work gate.
4. Jog over poles and into chute as shown.
5. Back the L.
6. Lope on the right lead over poles.
7. Jog over poles.
8. Walk over poles and bridge to finish.

Walk
Jog	-----
Lope	————
Back	←←←←← ←←←←←
Marker	▲
Sidepass	←-----←

[T/2-41]

Pattern Provided by:
BQHA

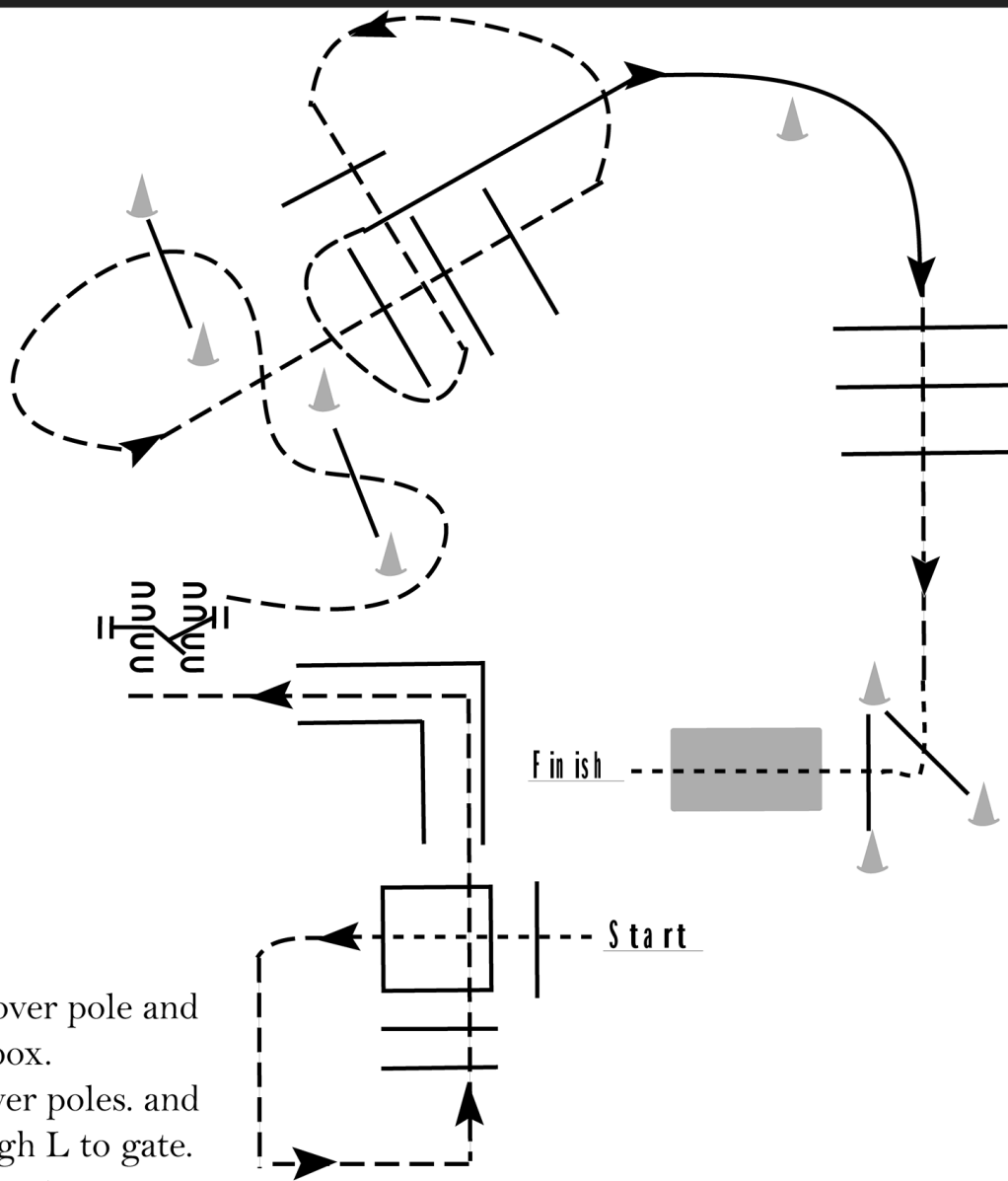
Rawhide Cup 2026

Trail

(L1 Youth/L1 Amateur/Novice Youth/Novice Amateur)

Show Date: 05-30-2026

www.HorseShowPatterns.com



1. Walk over pole and thru box.
2. Jog over poles. and through L to gate.
3. Work gate.
4. Jog over poles and thru chute as shown.
5. Lope on the right lead around cone.
6. Jog over poles.
7. Walk over poles and bridge to finish.

Walk	-----
Jog	- - - - -
Lope	—————
Back	←←←←←
Marker	▲
Sidepass	←-----←

[T/1-41]

Pattern Provided by:

BQHA

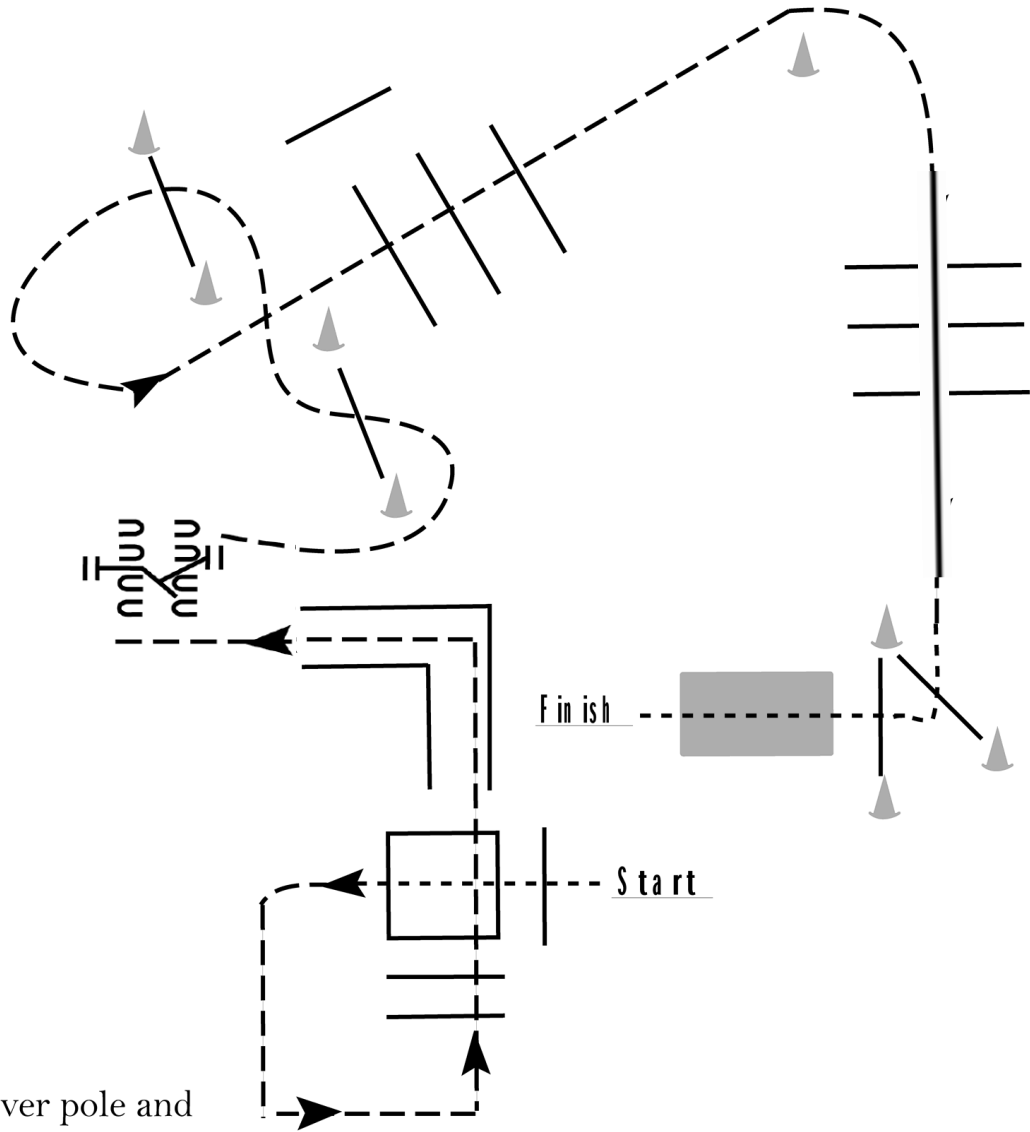
Rawhide Cup 2026

Trail (Beginners / Green Horse Open / L1 Open)

Show Date: 05-30-2026

w w w . H o r s e S h o w P a t t e r n s . c o m

w w w . H o r s e S h o w P a t t e r n s . c o m



1. Walk over pole and thru box.
2. Jog over poles and through L.
3. Work Gate
4. Jog Serpentine
5. Jog Poles
6. Lope Poles
7. Walk Poles and Bridge

Walk	-----
Jog	- - - - -
Lope	—————
Back	←←←←←
Marker	▲
Sidepass	←-----←

[T/WT-41]

Pattern Provided by:

BQHA

Rawhide Cup 2026

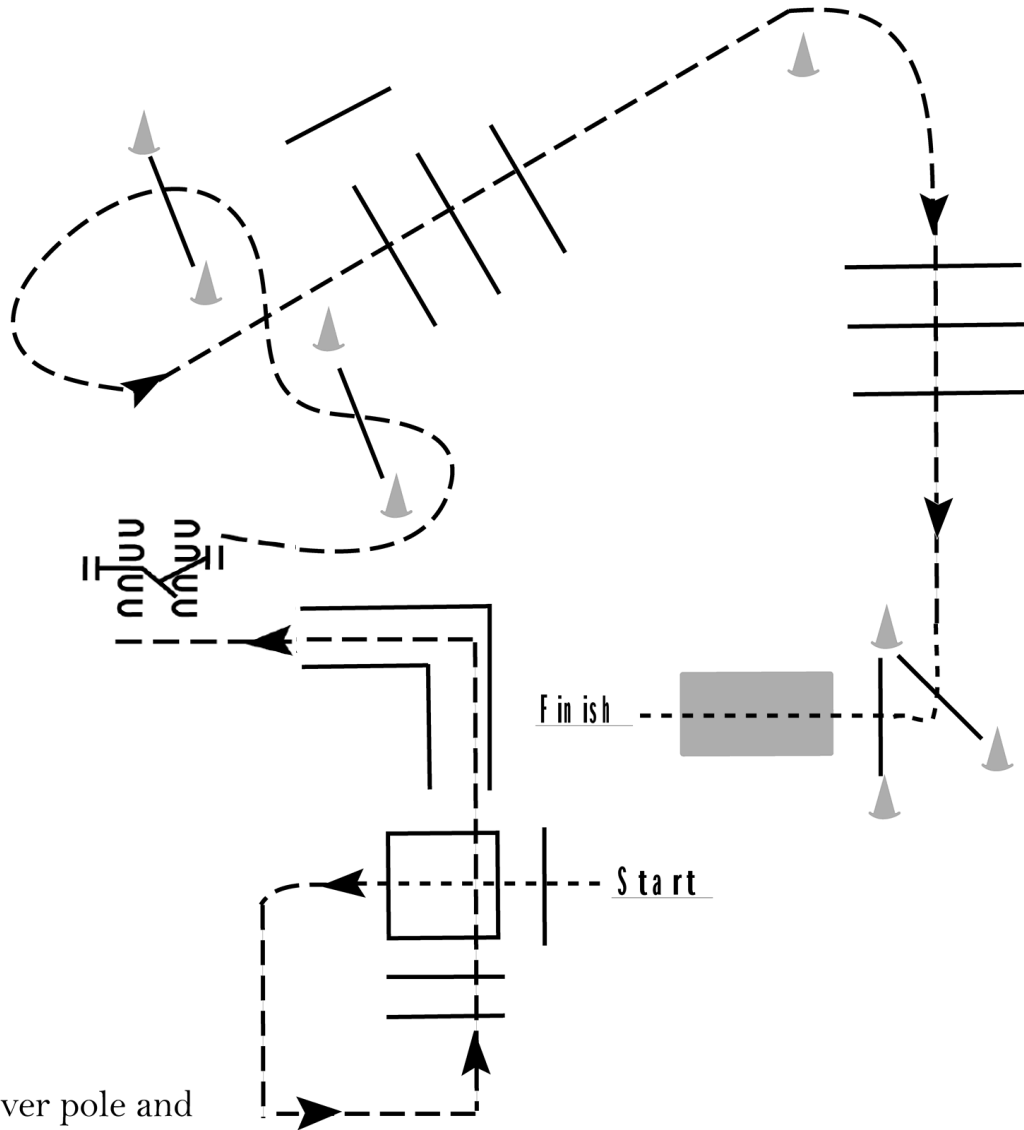
Trail (Walk & Jog)

Trail in Hand (Amateur / Open)

Show Date: 05-30-2026

w w w . H o r s e S h o w P a t t e r n s . c o m

w w w . H o r s e S h o w P a t t e r n s . c o m



1. Walk over pole and thru box.
2. Jog over poles and through L.
3. Work Gate
4. Jog Serpentine
5. Jog Poles
6. Jog Poles
7. Walk Poles and Bridge

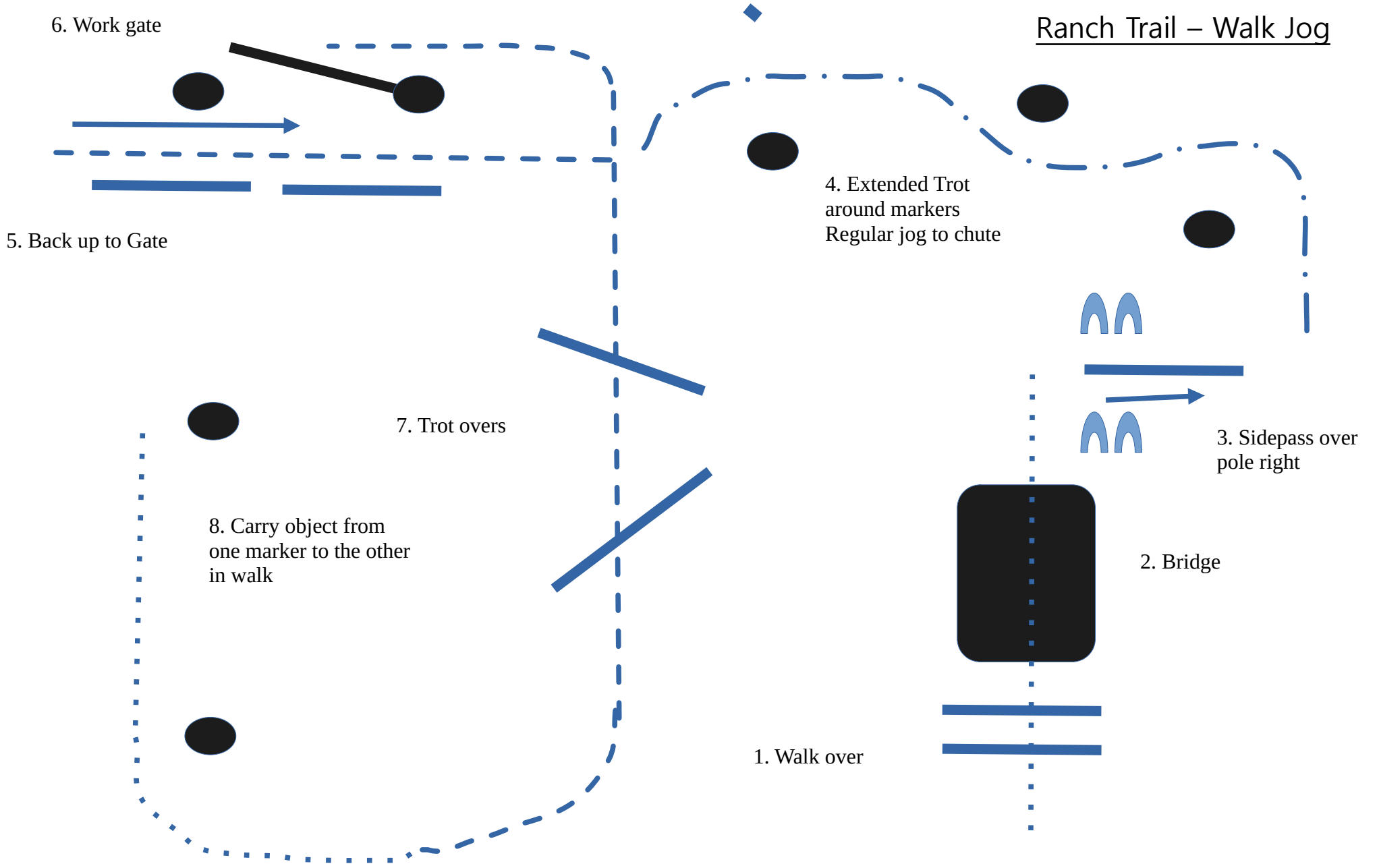
Walk	-----
Jog	- - - - -
Lope	—————
Back	←←←←←
Marker	▲
Sidepass	←-----→

[T/WT-41]

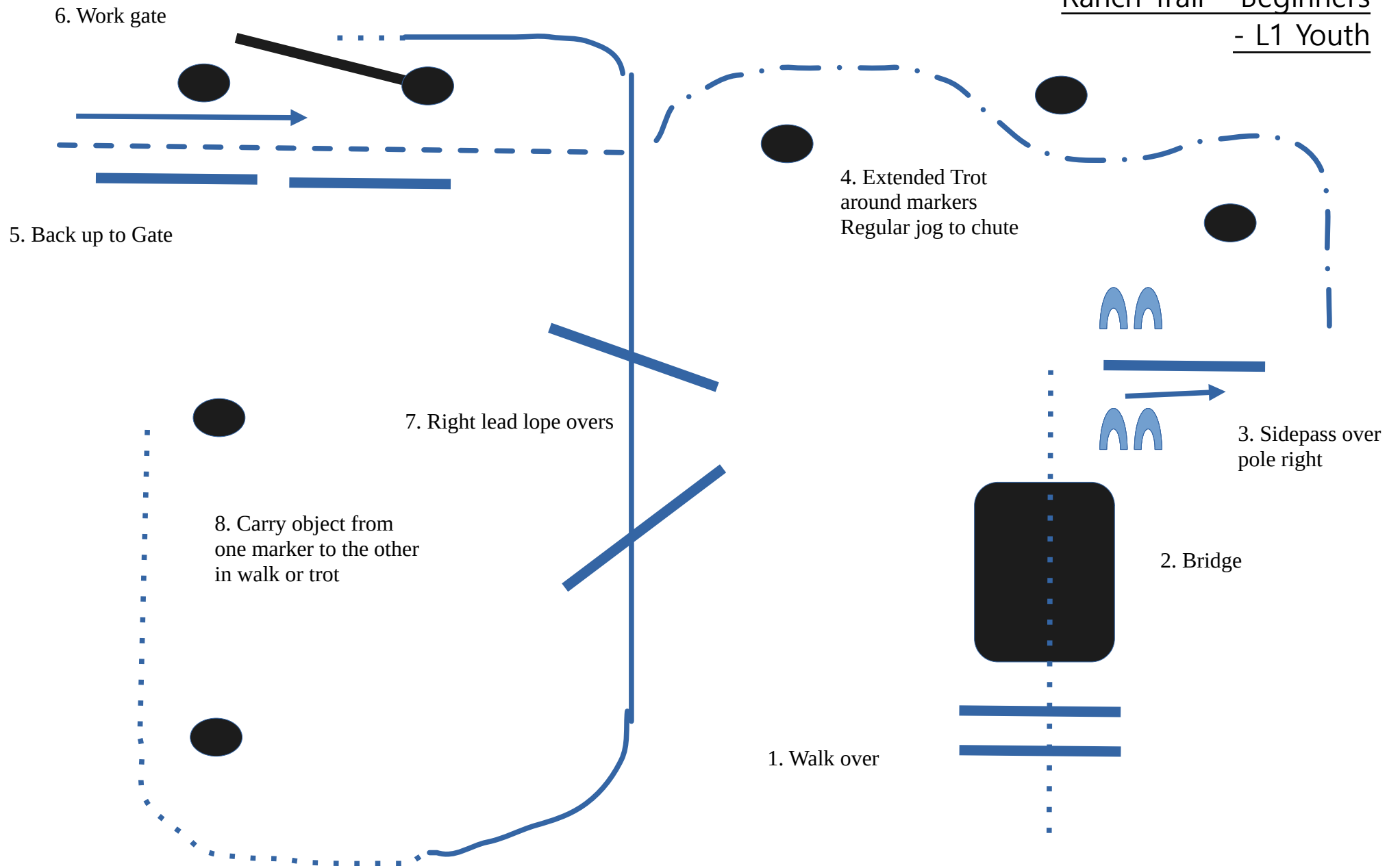
Pattern Provided by:

BQHA

Ranch Trail – Walk Jog

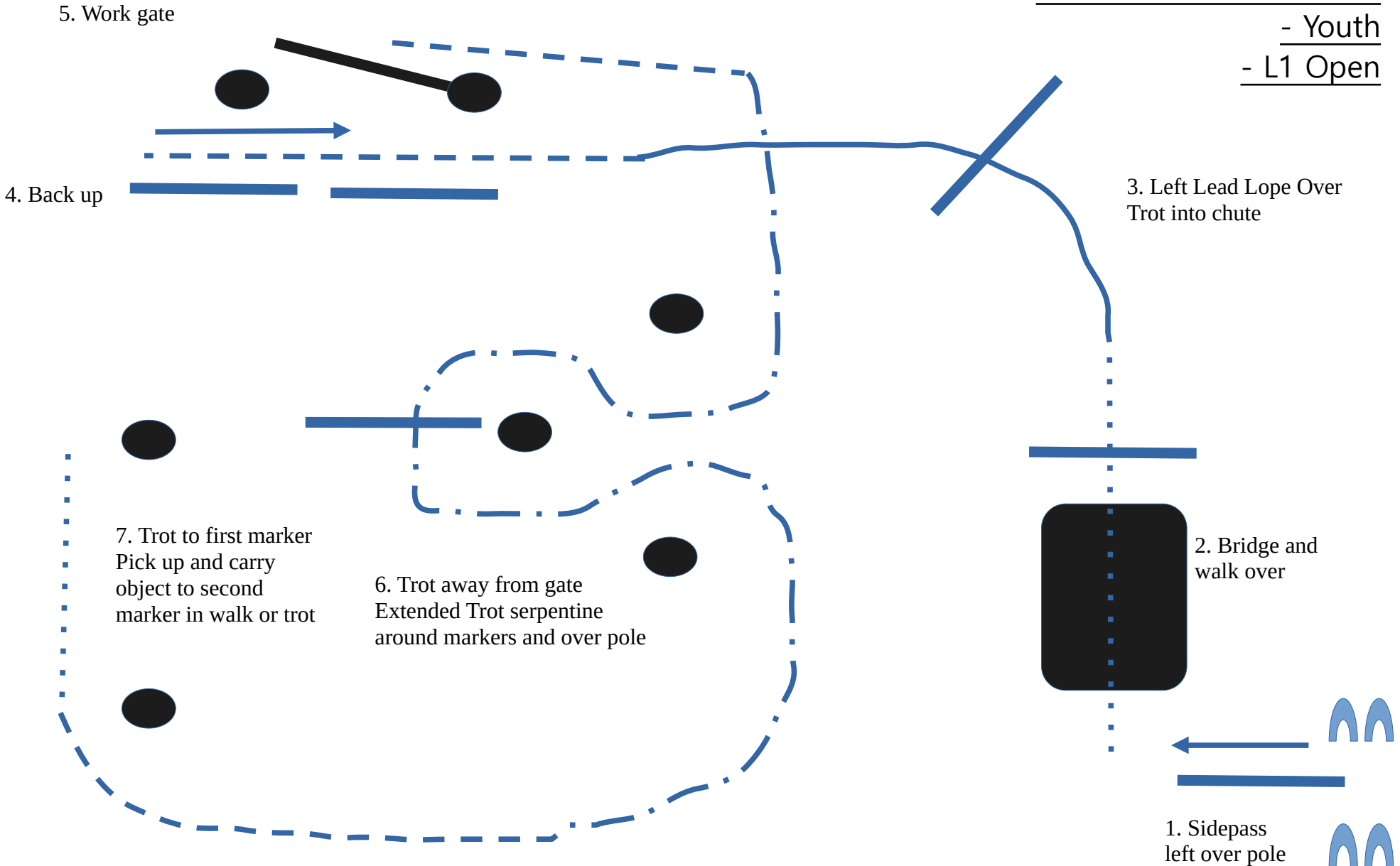


Ranch Trail – Beginners
- L1 Youth



Ranch Trail – L1 Amateur

- Youth
- L1 Open



Ranch Trail – Amateur
- Open

3. Sidepass Left
between Markers to gate

4. Work gate

5. Back around L
Spin $\frac{3}{4}$ left

6 Drag Log
right circle in
Walk or Trot

7. Trot serpentine
around markers
Extended trot to exit

2. Left Lead Lope overs

1. Walk overs
Bridge

