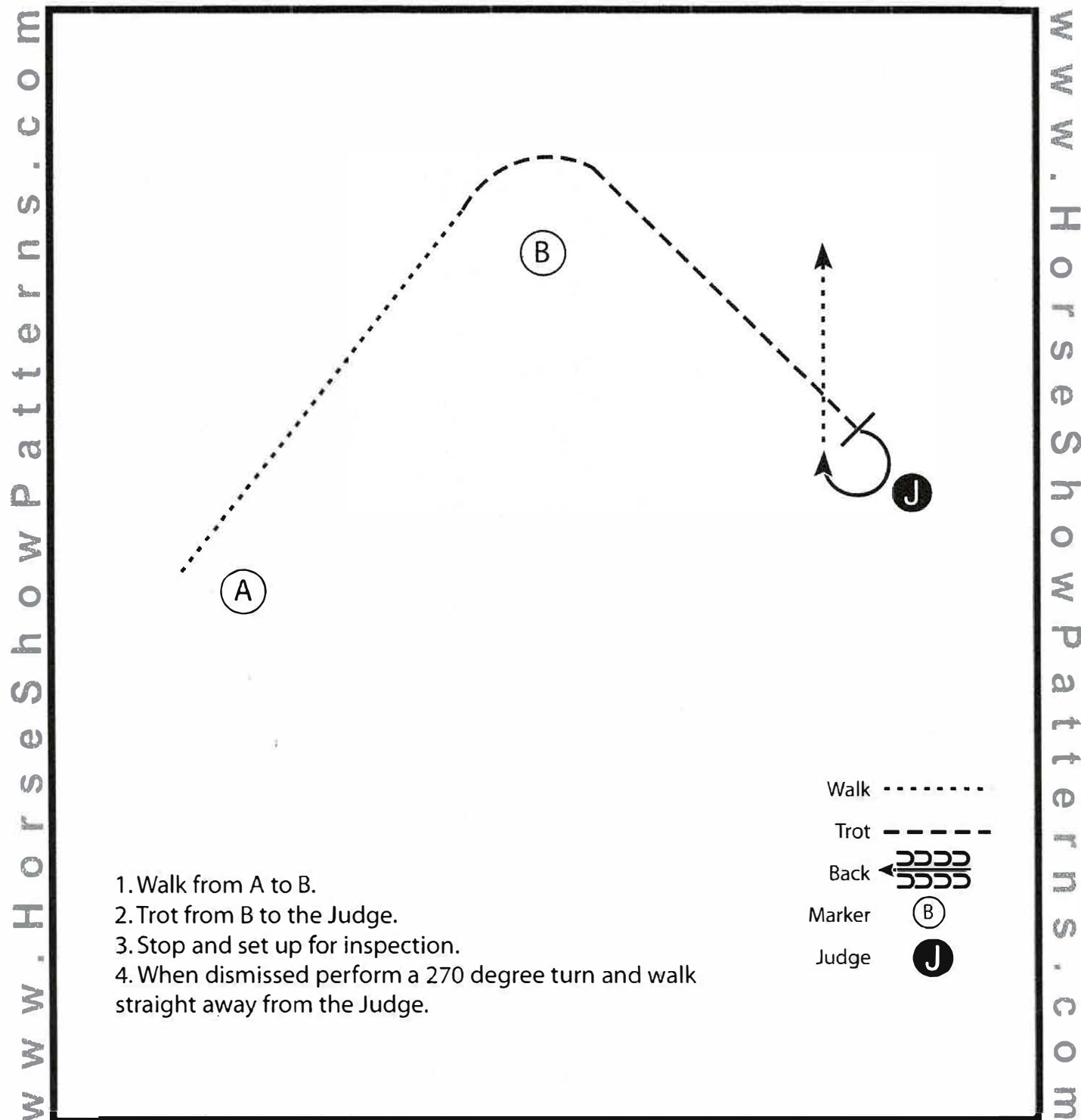


# Western Summer Show

## Showmanship Beginners



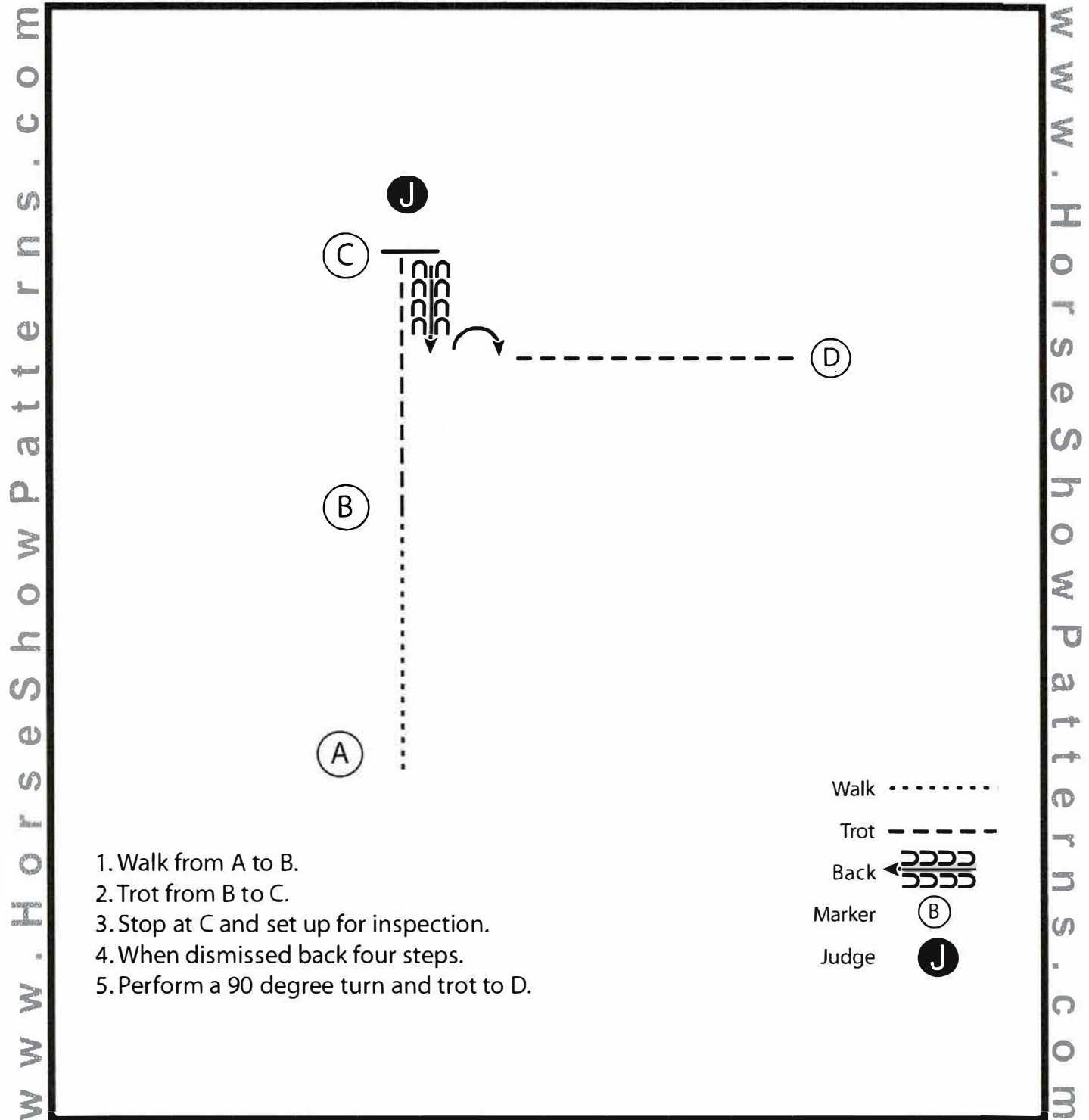
[S/1-12]

Pattern Provided by:

**BQHA**

# Western Summer Show

## Showmanship Novice Youth/ Novice Amateur



[S/2-7]

Pattern Provided by:

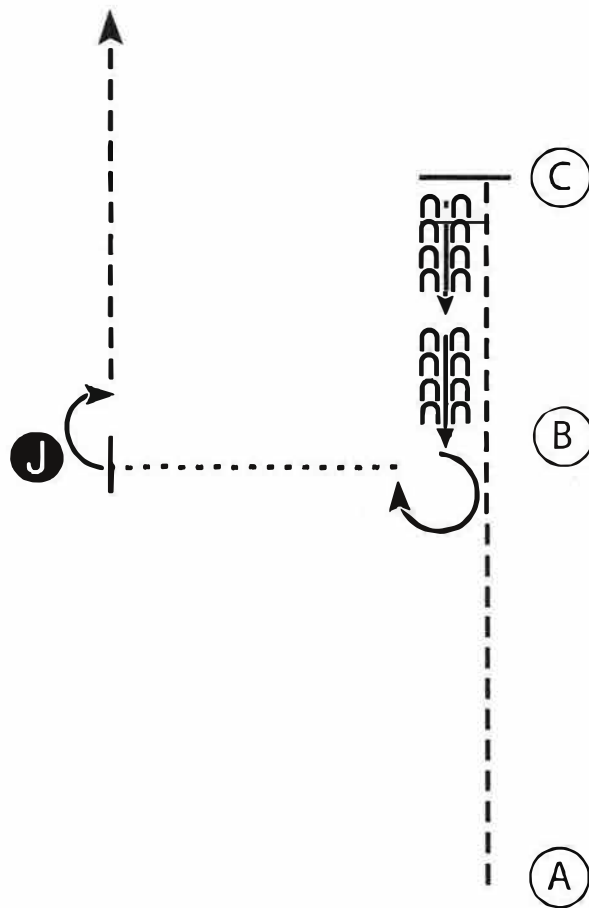
**BQHA**

# Western Summer Show

## Showmanship Youth/Amateur

www.HorseShowPatterns.com

www.HorseShowPatterns.com



1. Trot from A to C.
2. Stop and back to B.
3. Perform a 270 degree turn and walk to the Judge.
4. Stop and set up for inspection.
5. When dismissed perform a 90 degree turn and trot to line-up.

Walk .....  
 Trot - - - - -  
 Back   
 Marker (B)  
 Judge (J)

Pattern Provided by:

**BQHA**

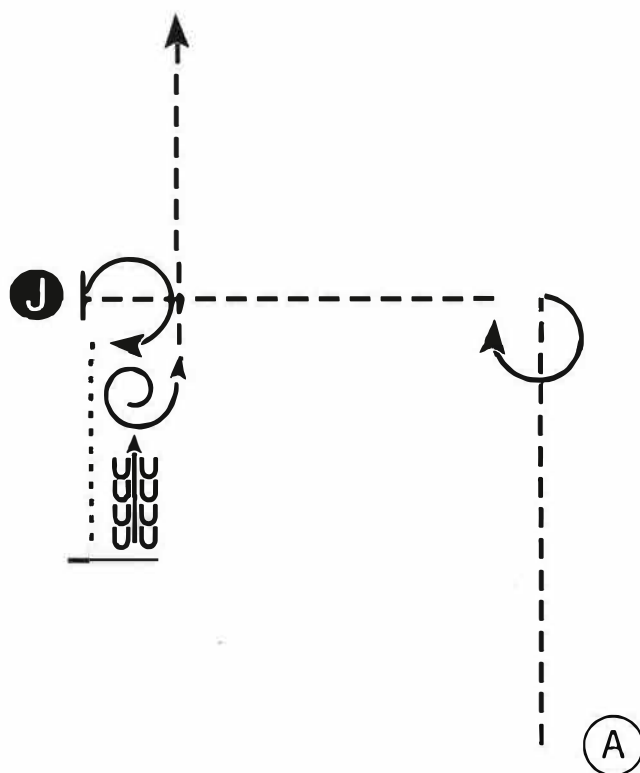
[S/2-14]

# Western Summer Show


## Showmanship Open

www.HorseShowPatterns.com

www.HorseShowPatterns.com



1. Trot from A until even with the Judge.
2. Stop and perform a 270 degree turn.
3. Trot to the Judge. Stop and set up for inspection.
4. When dismissed perform a 270 degree turn and walk three horse lengths.
5. Stop and back four steps.
6. Perform a 540 degree turn and trot to the line-up.

Walk .....  
Trot - - - - -  
Back ←   
Marker (B)  
Judge (J)

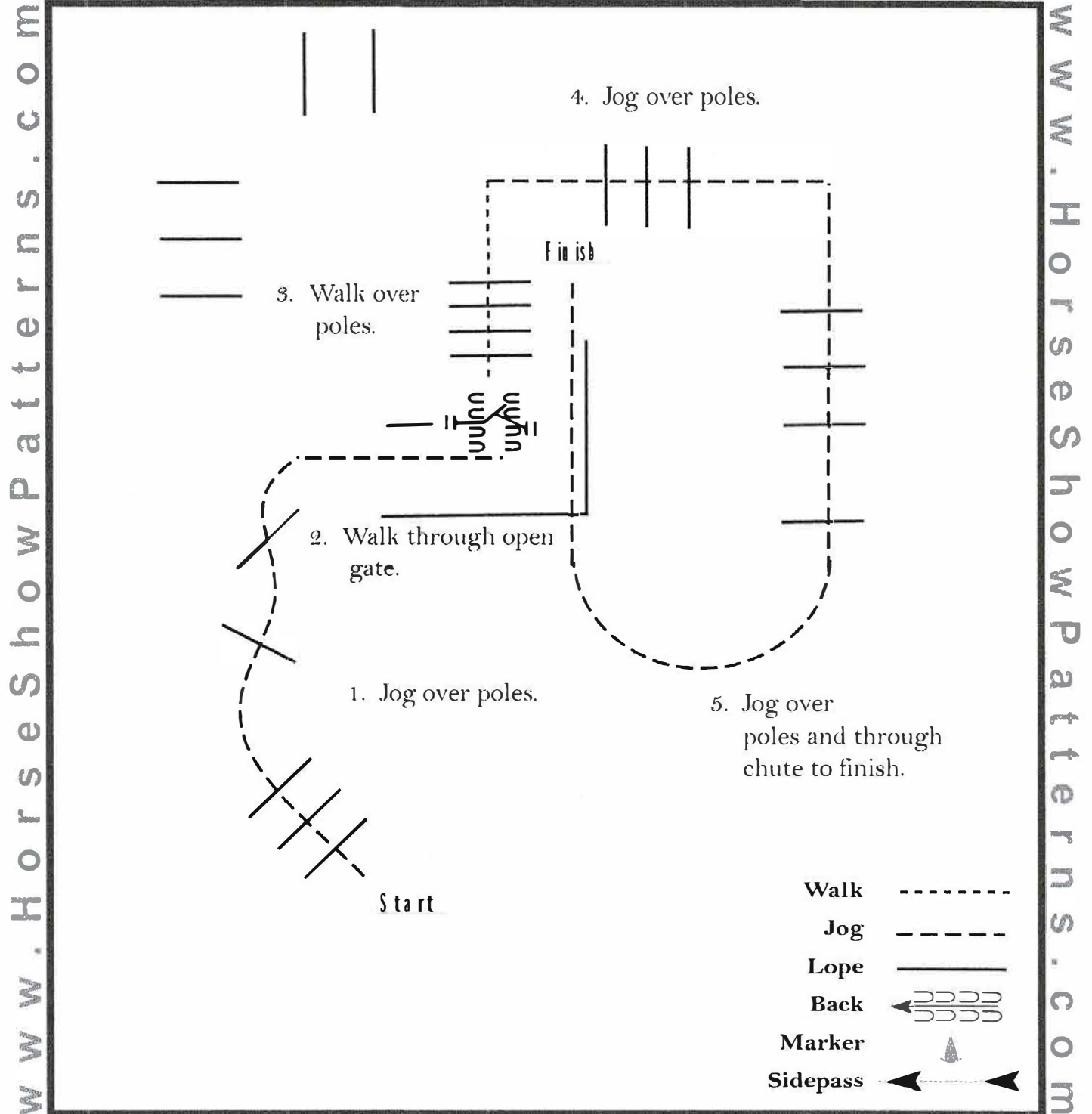
[S/3-7]

Pattern Provided by:

**BQHA**

# Western Summer Show

## Trail In hand/ Trail walk and jog

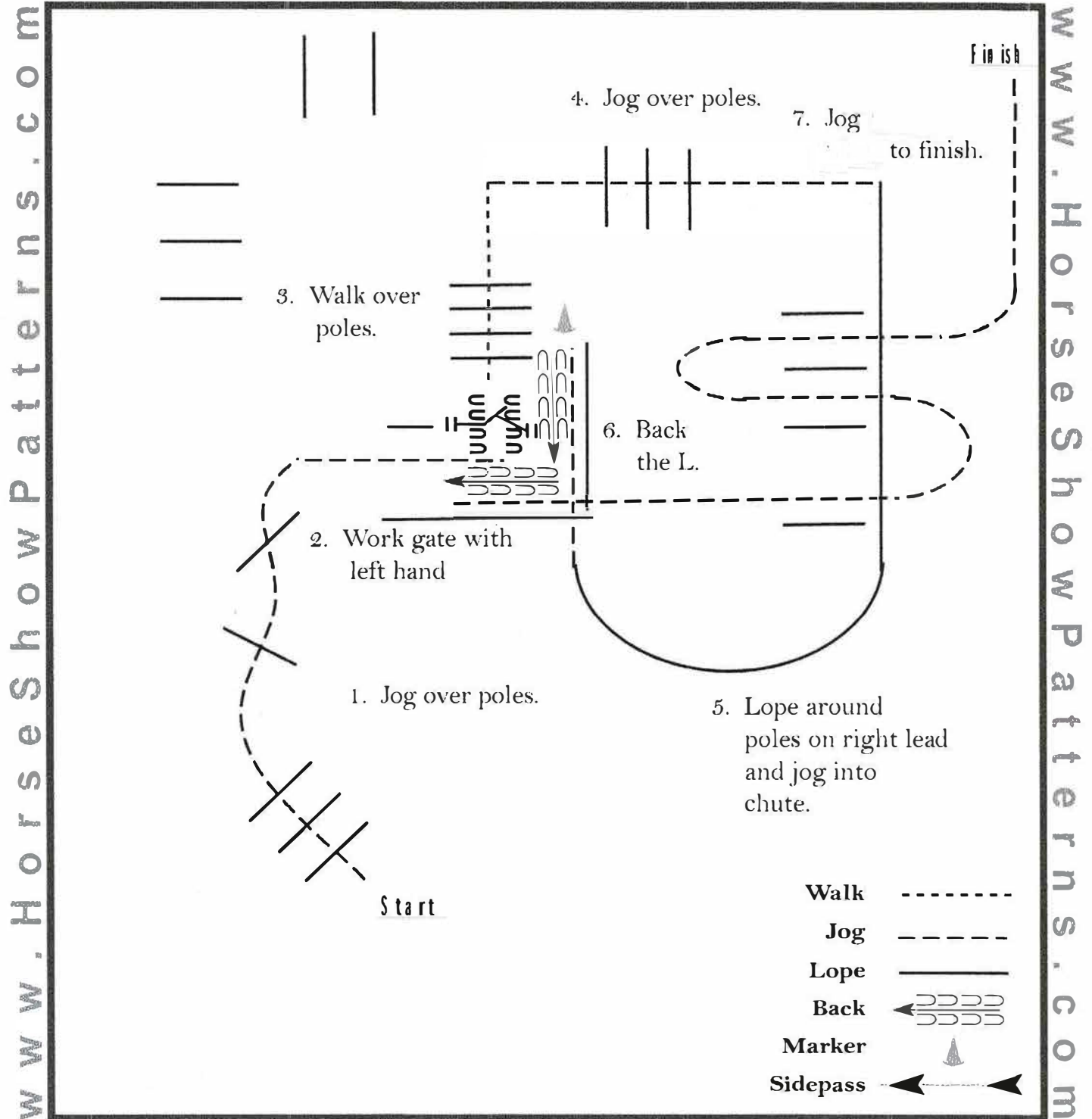


Pattern Provided by:

**BQHA**

# Western Summer Show

Trail Beginners/ Novice Youth/ Novice Amateur/ Green Open

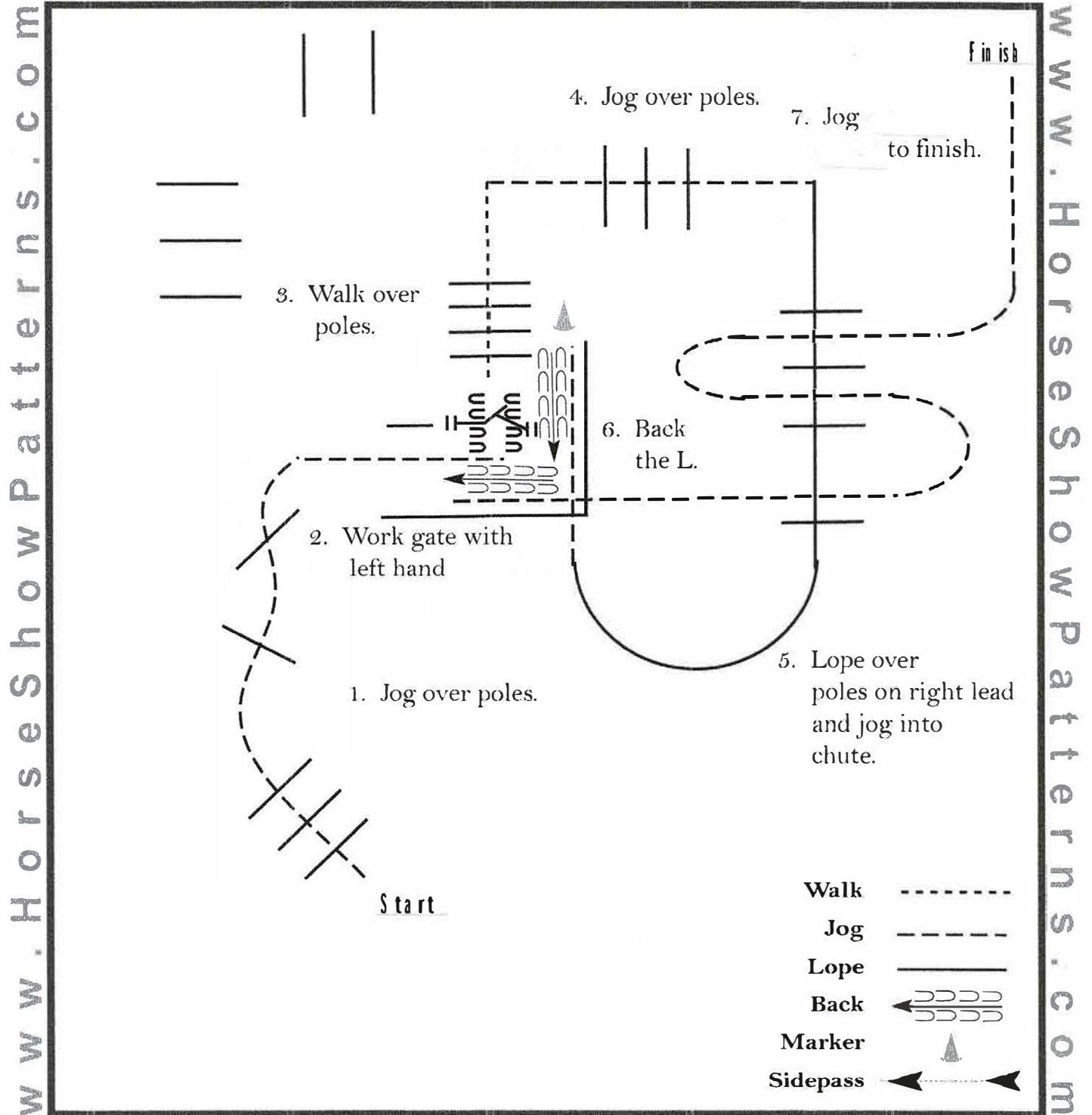


Pattern Provided by:

**BQHA**

# Western Summer Show

## Trail Youth/Amateur/ Open



[T/2-52]

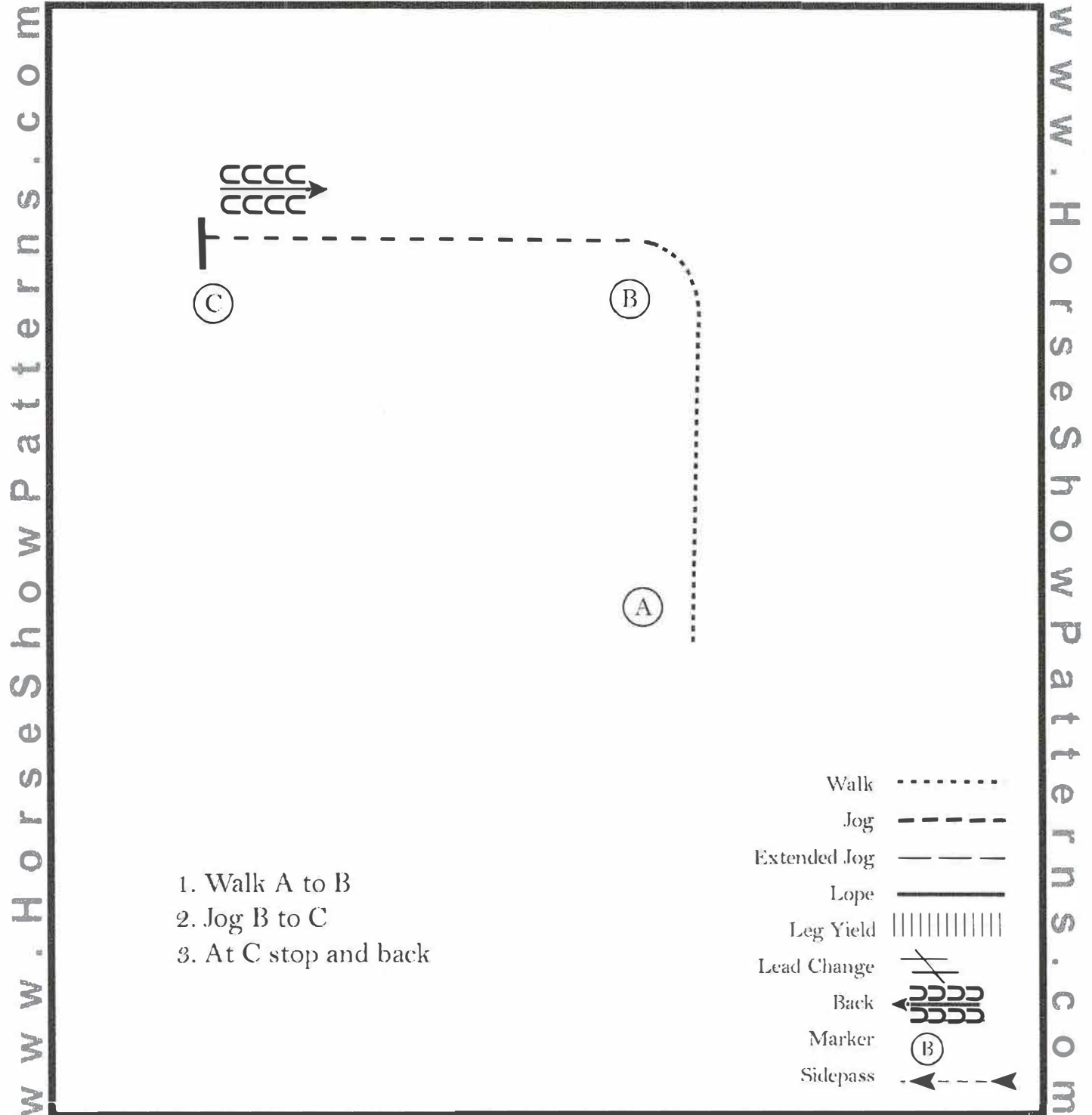
Pattern Provided by:

**BQHA**



# Western Summer Show

## Horsemanship Walk and Jog



[WH/WT-4]

Pattern Provided by:

**BQHA**

©2023 HorseShowPatterns.com. All Rights Reserved.

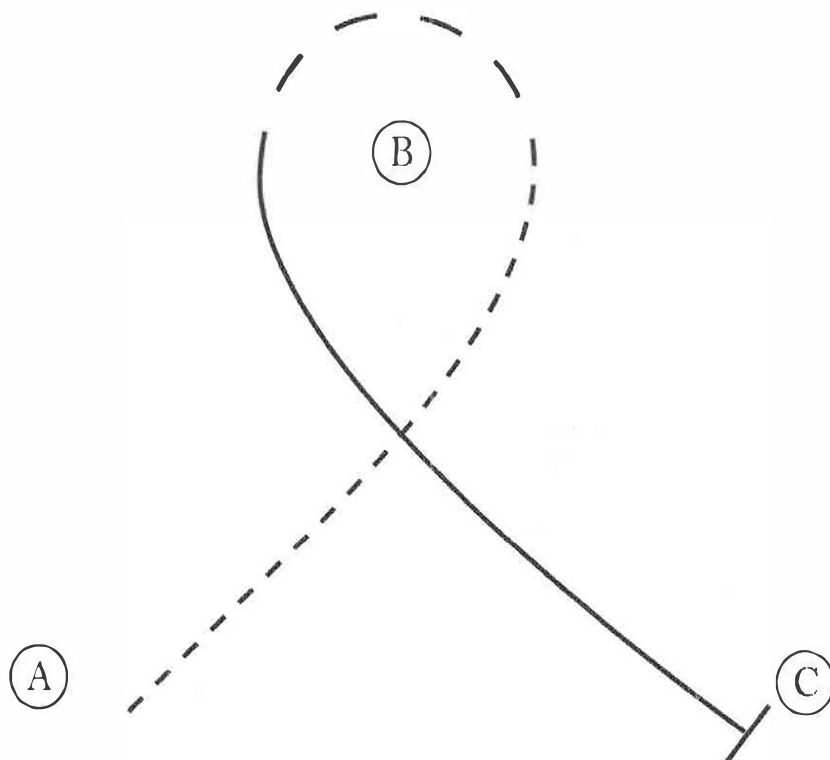


# Western Summer Show

## Horsemanship Beginners

www.HorseShowPatterns.com

www.HorseShowPatterns.com



1. Jog A to B
2. At B extend the jog
3. Extended jog around B
4. At B lope on the right lead to C
5. Stop at C

Walk	.....
Jog	-----
Extended Jog	=====
Lope	—————
Leg Yield	
Lead Change	↗↘
Back	←←←←←
Marker	(B)
Sidepass	→→→→→

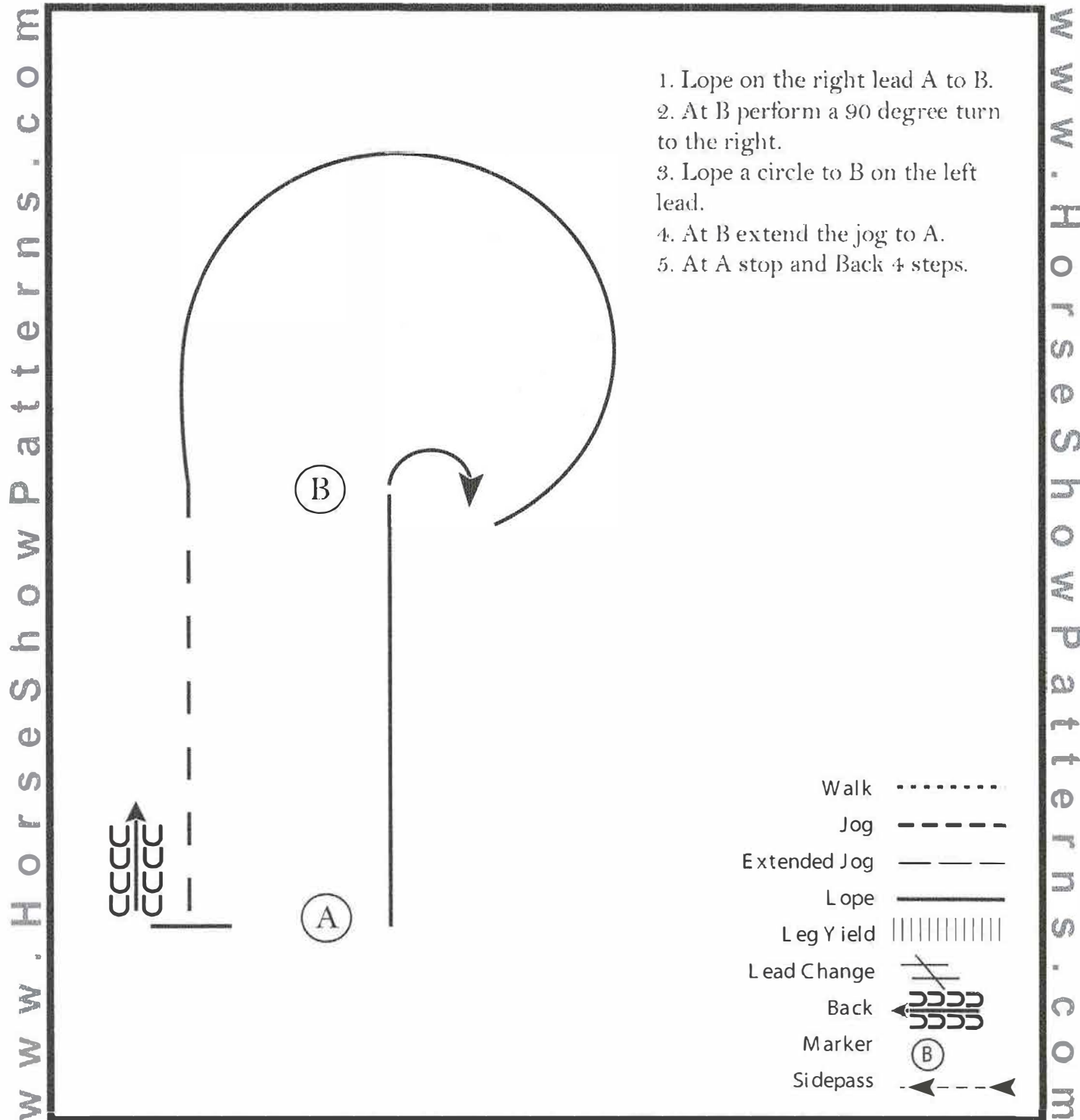
[WH/1-3]

Pattern Provided by:

**BQHA**

# Western Summer Show

## Horsemanship Novice Youth/ Novice Amateur



[WH/2-7]

Pattern Provided by:

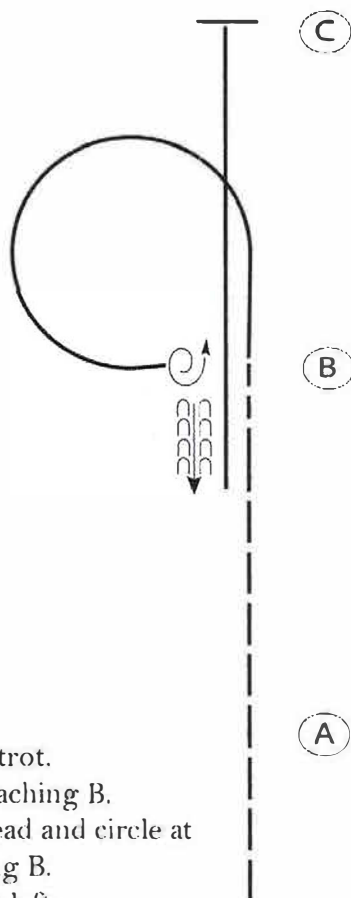
**BQHA**

# Western Summer Show

## Horsemanship Youth/ Amateur

www.HorseShowPatterns.com

www.HorseShowPatterns.com



Begin before A.

1. Pass A at an extended trot.
2. Slow to a jog before reaching B.
3. At B, lope on the left lead and circle at B as shown. Stop facing B.
4. Turn 1 1/4 turn to the left.
5. Back one horse length.
6. Lope on the right lead to C. Stop at C.

Follow the instructions of your ring steward.

Walk	-----
Jog	- - - - -
Extended Jog	- - - - -
Lope	=====
Leg Yield	+++++++
Lead Change	↖ ↗
Back	← C C C C C
Marker	(B)
Sidepass	←-----→

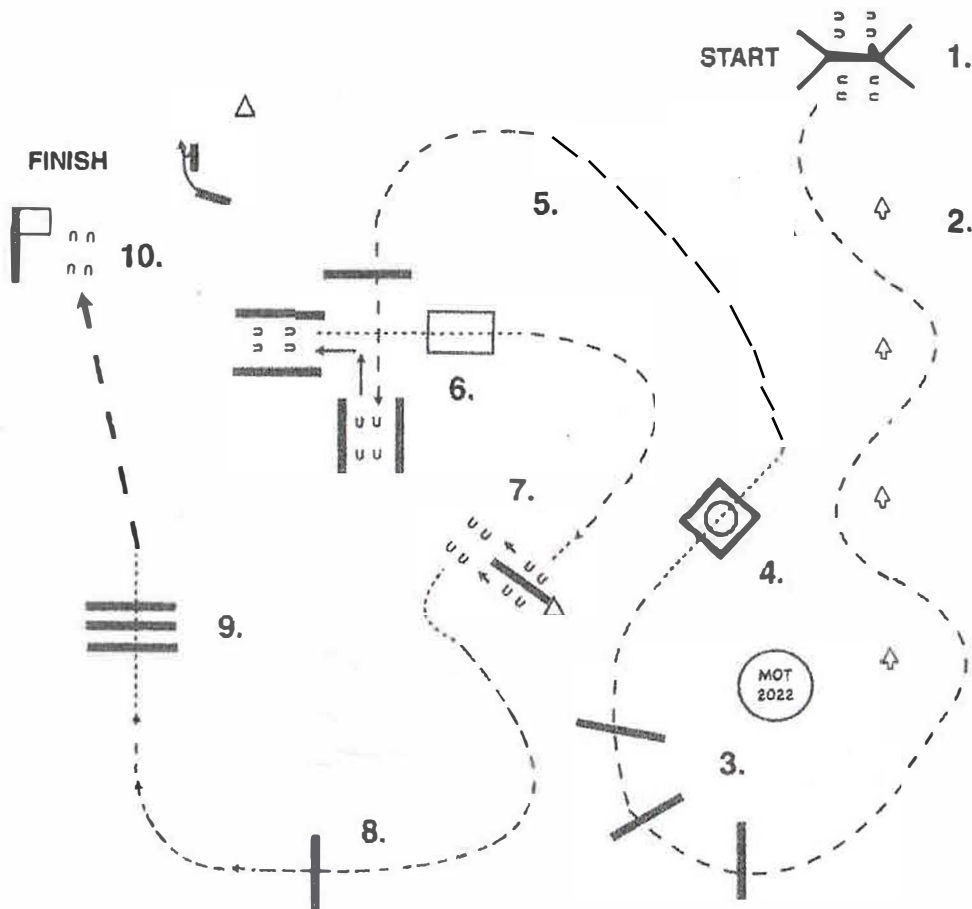
Pattern Provided by:

BQHA

[WH/3-17]

# Western Summer Show

## Ranch Trail Walk and Jog



1. Work Gate with Right Hand.
2. Trot through serpentine, and trot around cones.
3. Trot over logs.
4. Walk Into Box, Execute a 360 turn either way, Walk out box..
5. Trot over log and stop between logs..  
Back between and back a corner between logs, walk out
6. Walk over Bridge.
7. Trot up to log, step up over log and side pass over log to the Right.
8. Trot over Log
9. Walk over logs, extend the trot to mail box.
10. Open mailbox, remove and replace letter, close box

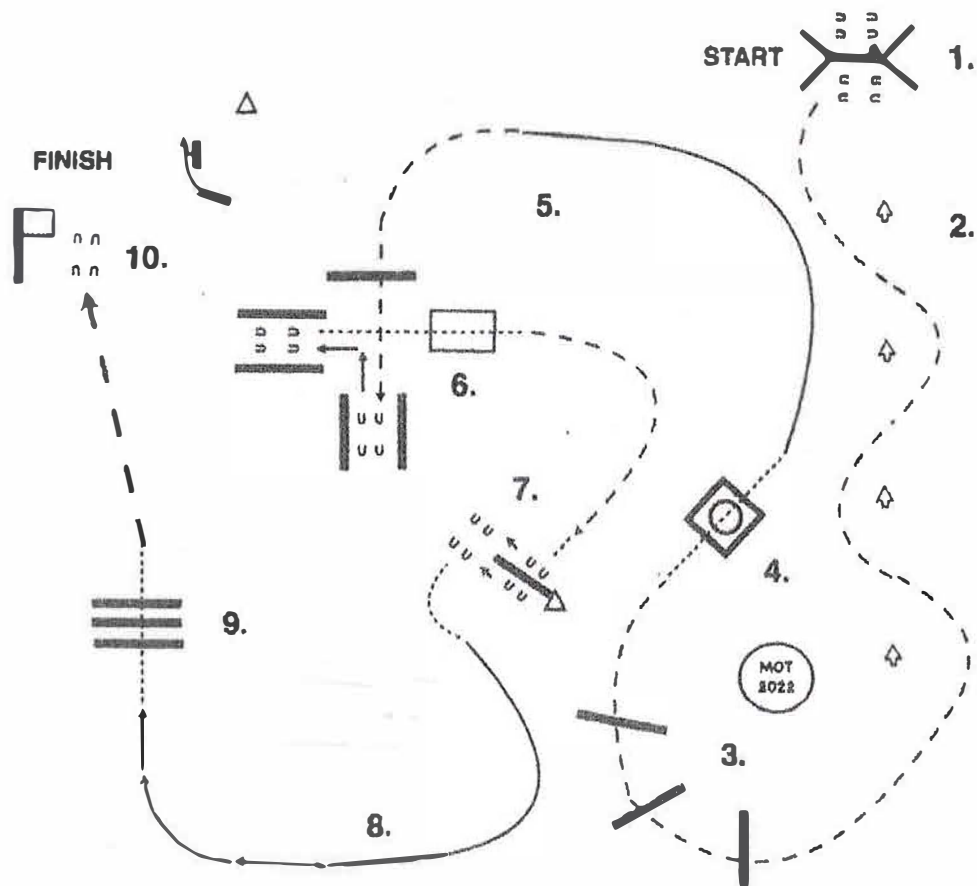
Pattern Provided by:

**BQHA**

© 2022 BQHA. All Rights Reserved.

# Western Summer Show

## Ranch Trail Beginners



1. Work Gate with Right Hand.
2. Trot through serpentine, and trot around cones.
3. Trot over logs.
4. Walk Into Box, Execute a 360 turn either way, Walk out box..
5. Lope Left Lead, then Trot over log and stop between logs..  
Back between and back a corner between logs, walk out
6. Walk over Bridge.
7. Trot up to log. step up over log and side pass over log to the Right.
8. Lope.
9. Walk over logs, extend the trot to mail box.
10. Open mailbox, remove and replace letter, close box

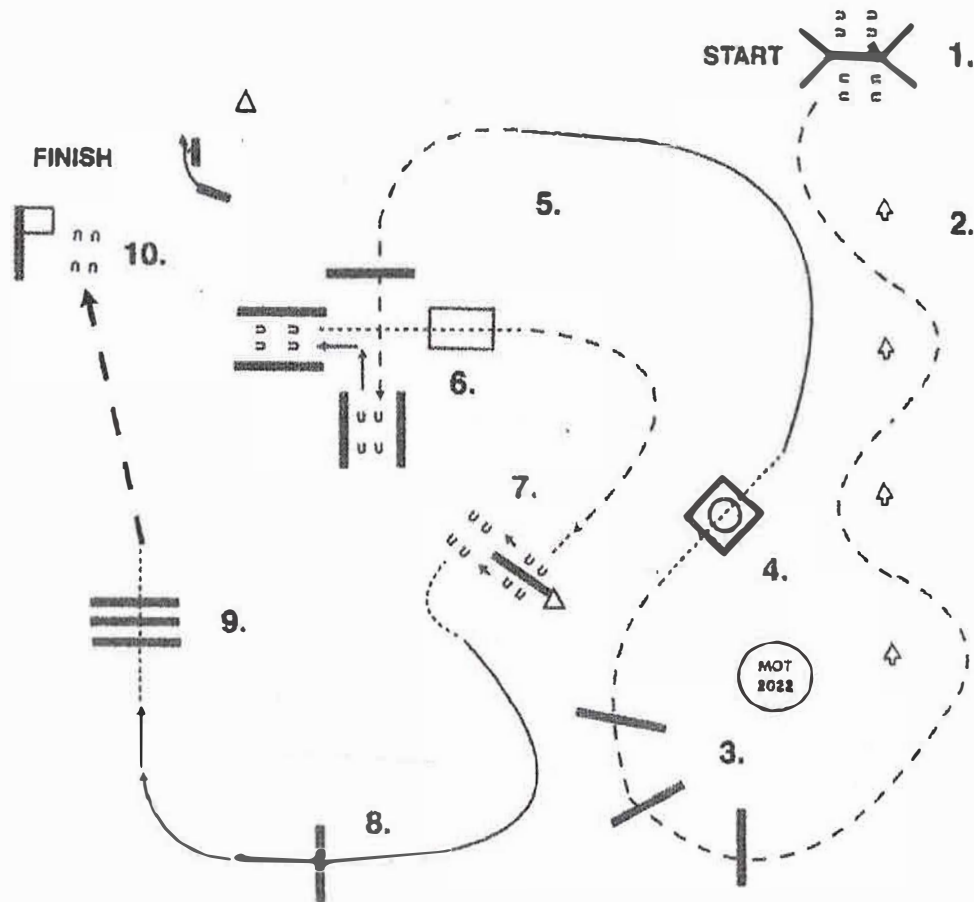
Pattern Provided by:

**BQHA**

©2022 HorseShareSystems.com. All Rights Reserved

# Western Summer Show

## Ranch Trail Novice Youth/ Novice Amateur



1. Work Gate with Right Hand.
2. Trot through serpentine, and trot around cones.
3. Trot over logs.
4. Walk Into Box, Execute a 360 turn either way, Walk out box..
5. Lope Left Lead, then Trot over log and stop between logs..  
Back between and back a corner between logs, walk out
6. Walk over Bridge.
7. Trot up to log, step up over log and side pass over log to the Right.
8. Lope over Log (Right Lead).
9. Walk over logs, extend the trot to mail box.
10. Open mailbox, remove and replace letter, close box

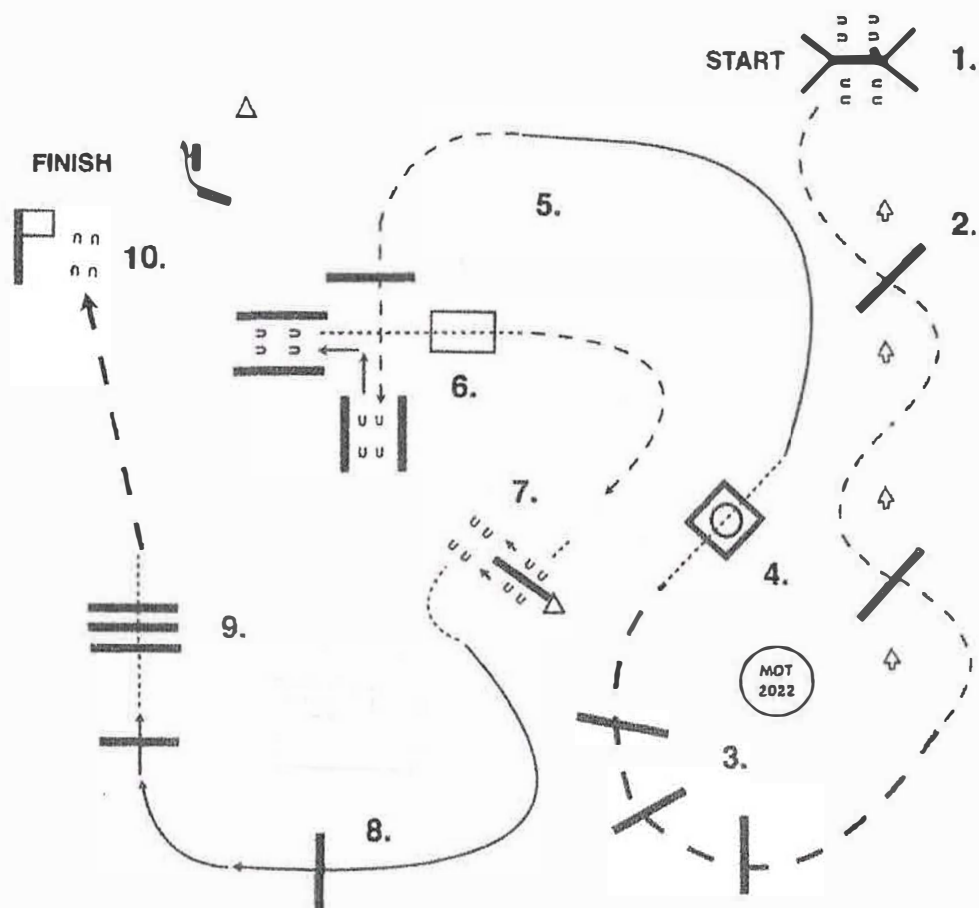
Pattern Provided by:

**BQHA**

BQHA Horse Show Patterns.com All Rights Reserved

# Western Summer Show

## Ranch Trail Youth



1. Work Gate with Right Hand.
2. Trot through serpentine, and trot around cones, trot over logs.
3. Extend the trot over logs.
4. Walk Into Box, Execute a 360 turn either way, Walk out box..
5. Lope Left Lead, then Trot over log and stop between logs.  
Back between and back a corner between logs, walk out
6. Walk over Bridge.
7. Trot up to log, step up over log and side pass over log to the Right.
8. Lope over Logs (Right Lead). Stop after second log.
9. Walk over logs, extend the trot to mail box.
10. Open mailbox, remove and replace letter, close box

Pattern Provided by:

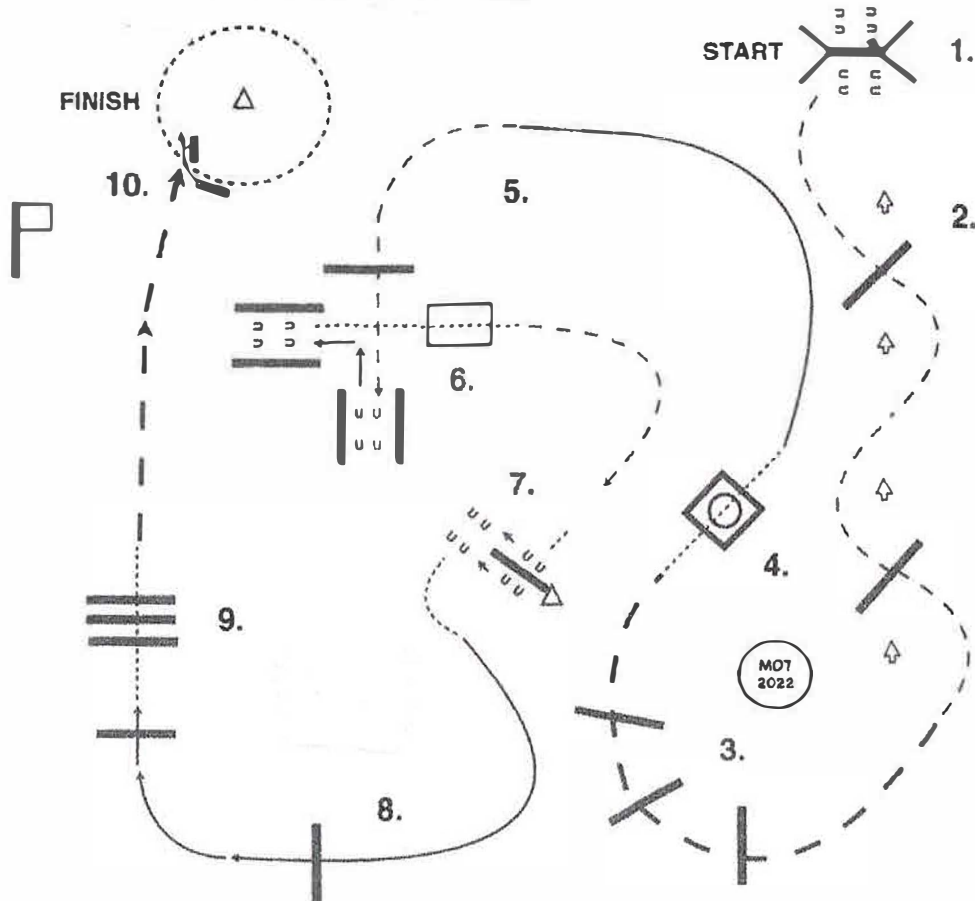
**BQHA**

©2024 BQHA. All Rights Reserved.



# Western Summer Show

## Ranch Trail Amateur/Open



1. Work Gate with Right Hand.
2. Trot through serpentine, and trot around cones, trot over logs.
3. Extend the trot over logs.
4. Walk Into Box, Execute a 360 turn either way, Walk out box..
5. Lope Left Lead, then Trot over log and stop between logs..  
Back between and back a corner between logs, walk out
6. Walk over Bridge.
7. Trot up to log, step up over log and side pass over log to the Right.
8. Lope over Logs (Right Lead). Stop after second log.
9. Walk over logs, extend the trot to drag.
10. Grab the Rope, drag the log (walk or trot around marker) and Replace the rope at the hook.

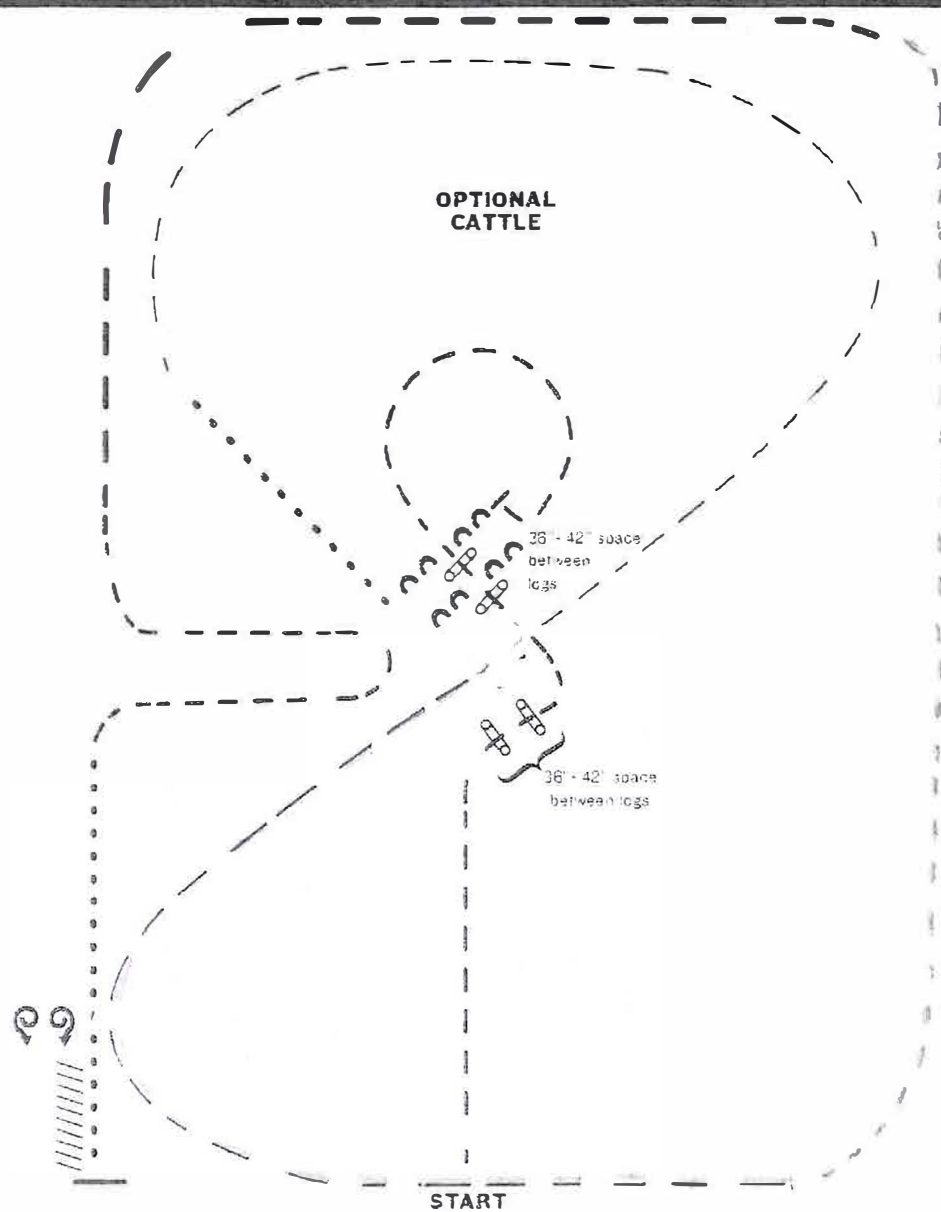
Pattern Provided by:

**BQHA**

© 2022 BQHA. All Rights Reserved.

# Western Summer Show

## Ranch Riding Walk and Jog



- 1 Trot
- 2 Trot two sets of logs
- 3 Trot circle, stop and side pass log left
- 4 Walk
- 5 Trot
- 6
- 7 Extended trot
- 8 Trot
- 9 Extended trot
- 10 Trot
- 11 Walk
- 12 Stop and back
- 13 360 degree turn each direction (either direction 1st) (L-R or R-L)

[RR/AQHA-9]

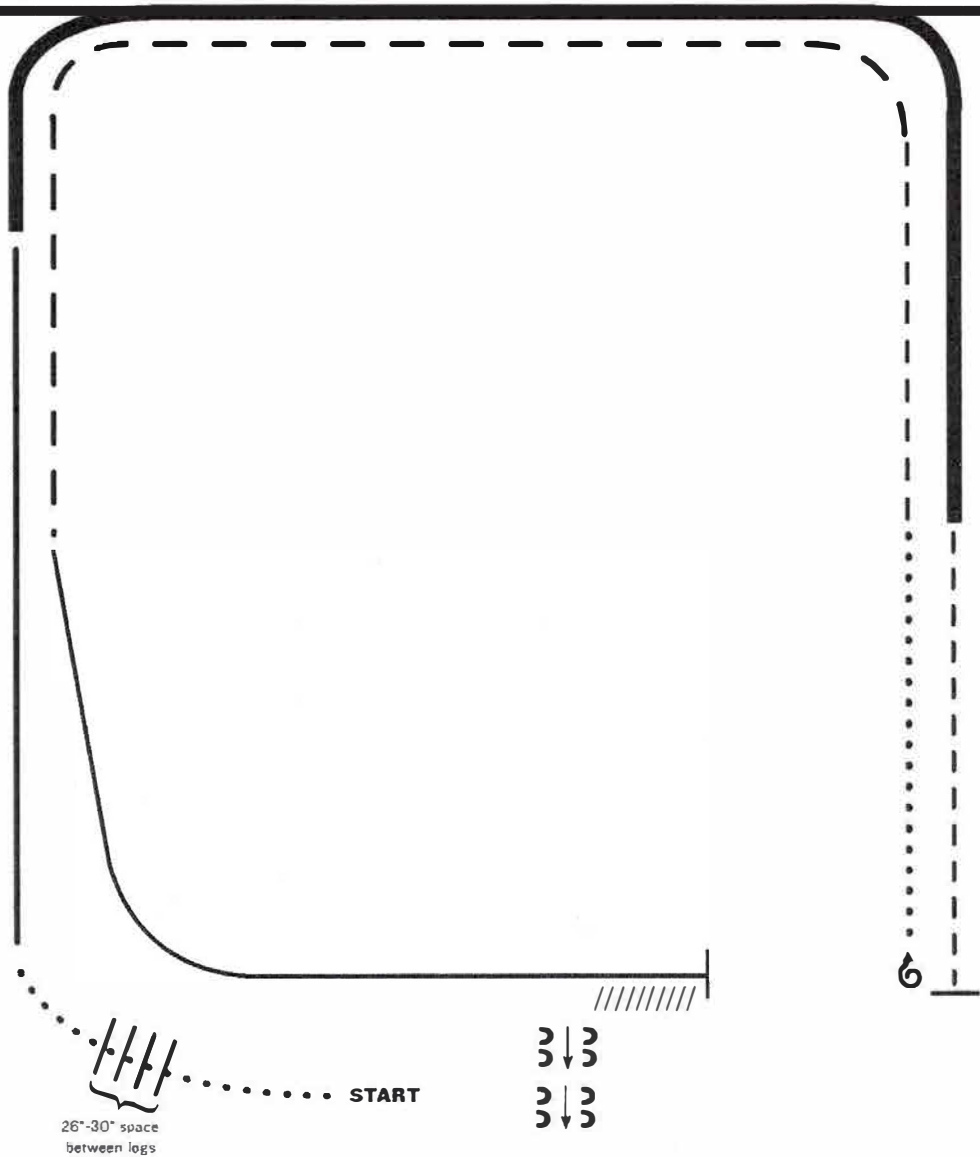
Pattern Provided by:

**BQHA**

# Western Summer Show

## Ranch Riding Beginners

W W W . H O R S E S H O W P A T T E R N S . C O M



1. Walk
2. Walk over logs
3. Lope right lead
4. Extended lope (right lead)
5. Trot
6. Stop, 1 1/2 turns right
7. Walk
8. Trot
9. Extended trot
10. Lope left lead
11. Stop and Back
12. Side pass right

Note: The drawn description of this pattern is only intended for the general depiction of the pattern. Exhibitors should utilize the arena space to best exhibit their horses.

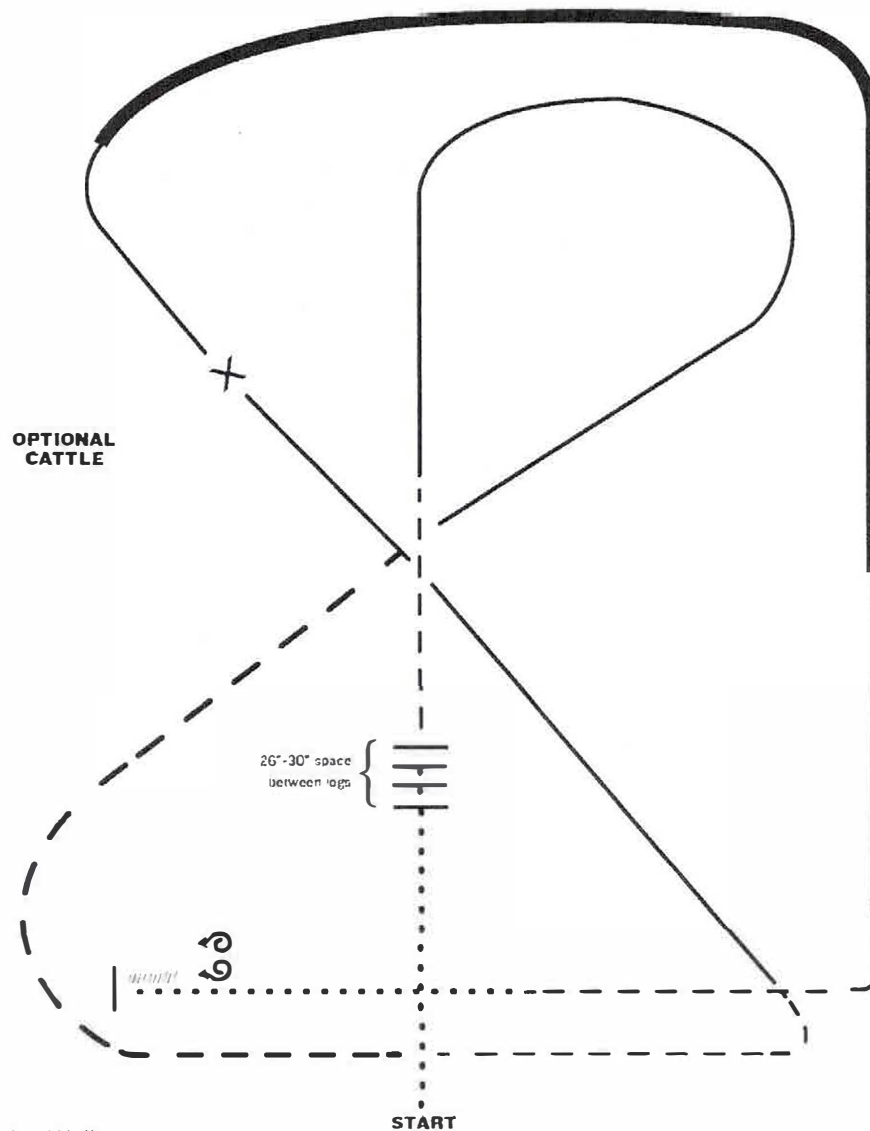
[RR/AQHA-6]

Pattern Provided by:

**BQHA**

# Western Summer Show

## Ranch Riding Novice Youth/ Novice Amateur



1. Walk
2. Walk over logs
3. Trot
4. Lope right lead
5. Extended trot
6. Trot
7. Lope left lead
8. Change leads (simple or flying)
9. Right lead, extended lope
10. Collect Lope
11. Trot
12. Walk
13. Stop and back
14. 360 degree turn each direction (either direction 1st) (L-R or R-L)

Note: The drawn description of this pattern is only intended for the general depiction of the pattern. Exhibitors should utilize the arena space to best exhibit their horses.

[RR/AQHA-5]

Pattern Provided by:

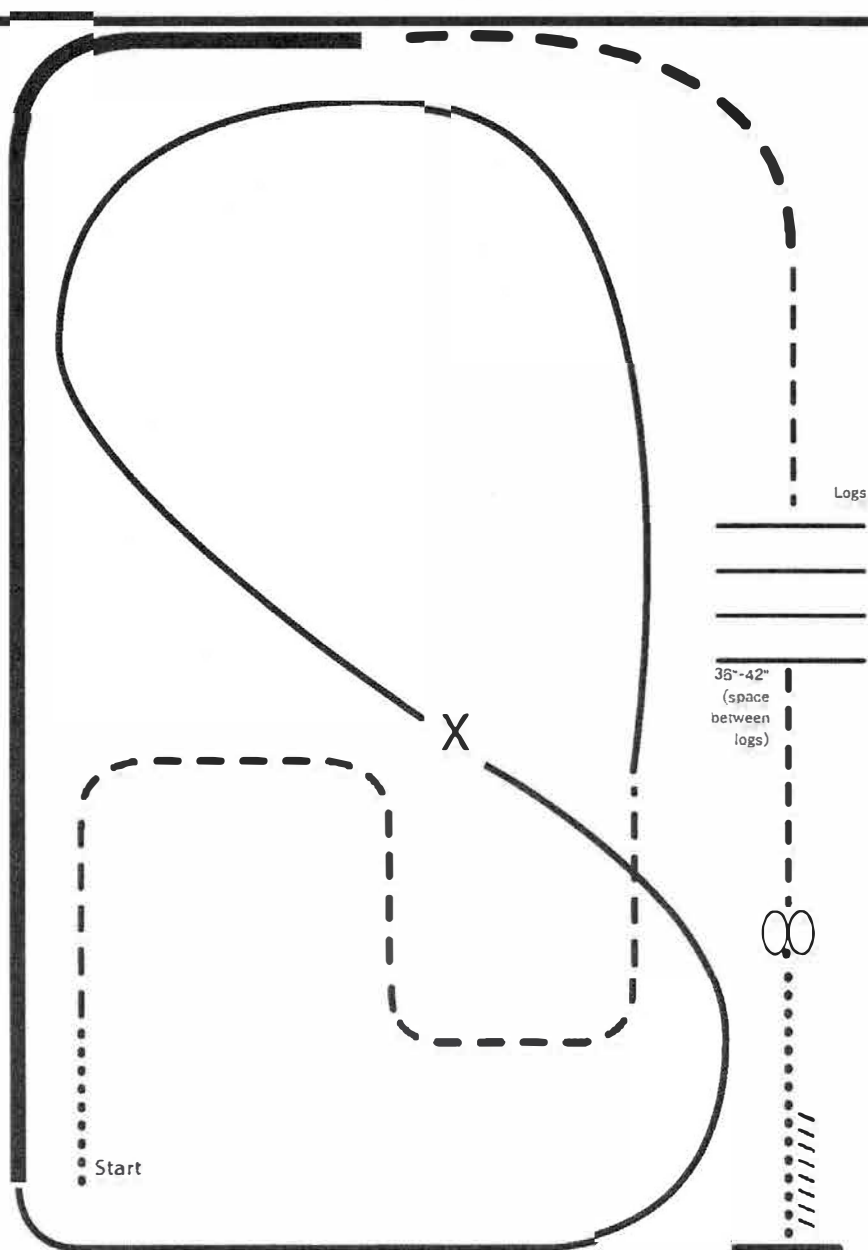
**BQHA**

©2024 Horse Show Pattern Book All Rights Reserved

# Western Summer Show

## Ranch Riding Amateur / Youth

W W W . H O R S E S H O W P A T T E R N S . C O M



- X Lead Change  
• • • Walk  
- - - Trot  
- - - Ext trot  
- - - Lope  
- - - Ext Lope  
///// Back

1. Walk
2. Trot serpentine
3. Lope left lead around the end of the arena and then diagonally across the arena
4. Change leads (simple or flying) and
5. Lope on the right lead around end of the arena
6. Extend lope on the straight away and around corner to the center of the arena
7. Extend trot around corner of the arena
8. Collect to a trot
9. Trot over logs
10. Stop, do 360 degree turn each direction (either direction 1st) (L-R or R-L)
11. Walk, stop and back

[RR/AQHA-3]

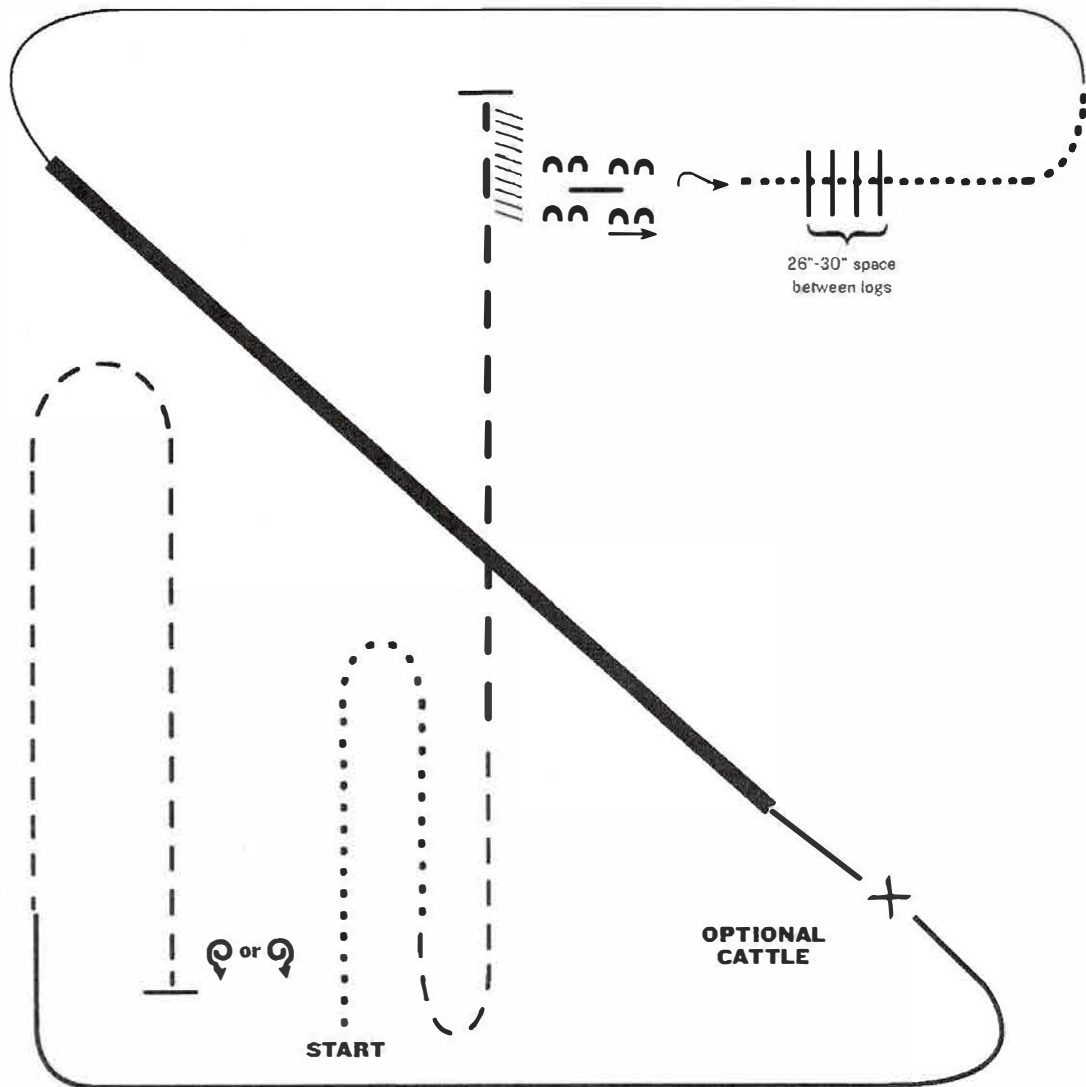
Pattern Provided by:

**BQHA**

©2024 HorseShowPatterns.com. All Rights Reserved.

# Western Summer Show

## Ranch Riding Open



1. Walk
2. Trot
3. Extended trot
4. Stop and back
5. Side pass over log right
6. 1/4 turn right, walk over logs
7. Walk
8. Lope left lead
9. Extended lope (left lead)
10. Collect lope, change leads (simple or flying)
11. Lope right lead
12. Trot
13. Stop, one 360 degree turn either direction

Note: The drawn description of this pattern is only intended for the general depiction of the pattern. Exhibitors should utilize the arena space to best exhibit their horses.

[RR/AQHA-7]

Pattern Provided by:

**BQHA**

©2024 HorseShowParlorns.com. All Rights Reserved.