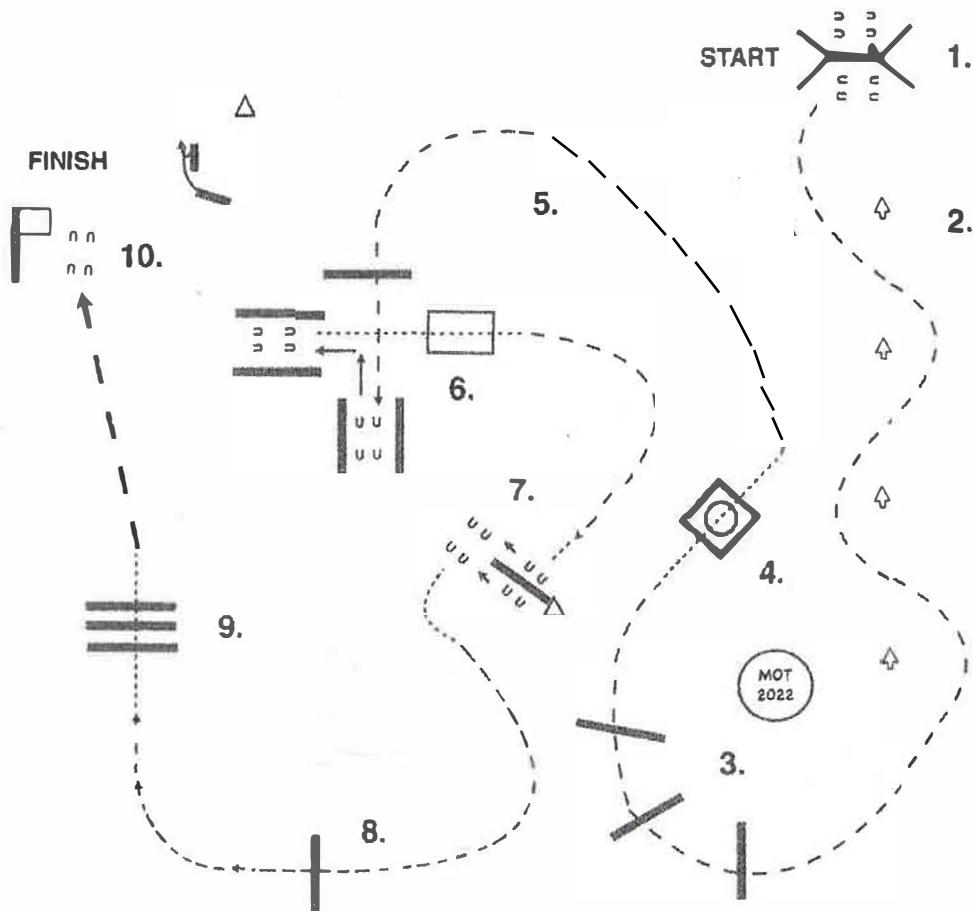


Western Summer Show

Ranch Trail Walk and Jog



1. Work Gate with Right Hand.
2. Trot through serpentine, and trot around cones.
3. Trot over logs.
4. Walk Into Box, Execute a 360 turn either way, Walk out box..
5. Trot over log and stop between logs..
Back between and back a corner between logs, walk out
6. Walk over Bridge.
7. Trot up to log, step up over log and side pass over log to the Right.
8. Trot over Log
9. Walk over logs, extend the trot to mail box.
10. Open mailbox, remove and replace letter, close box

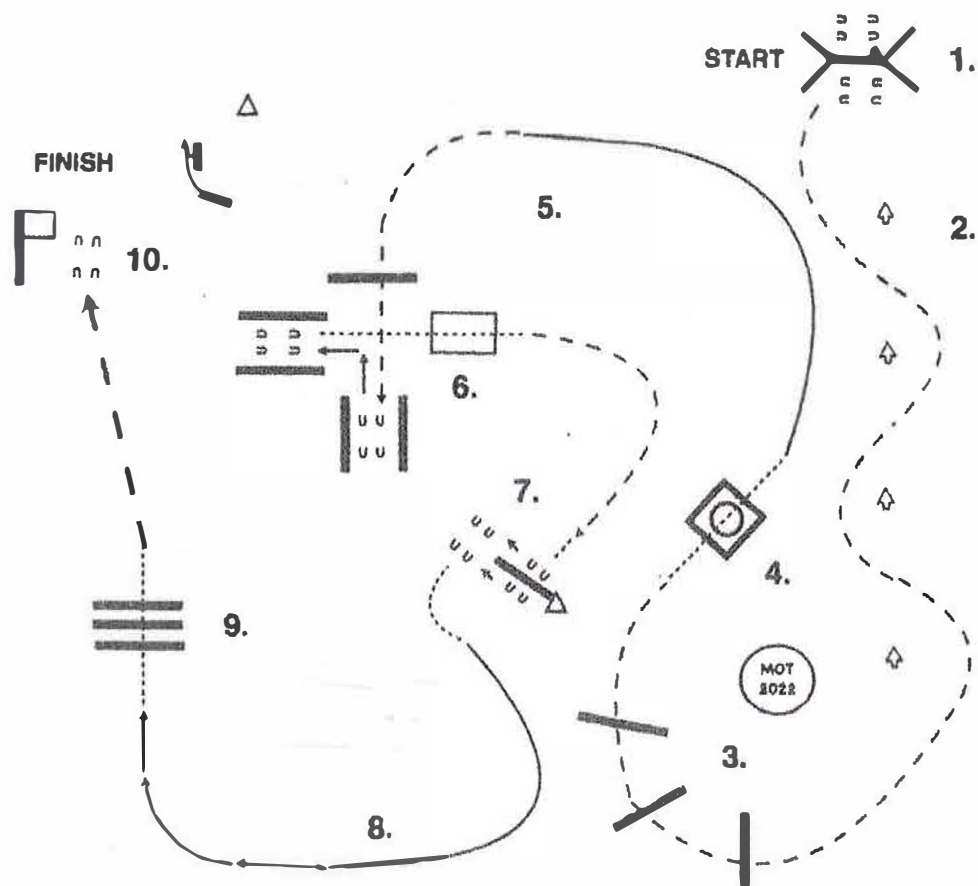
Pattern Provided by:

BQHA

©2012 BQHA. All rights reserved.

Western Summer Show

Ranch Trail Beginners



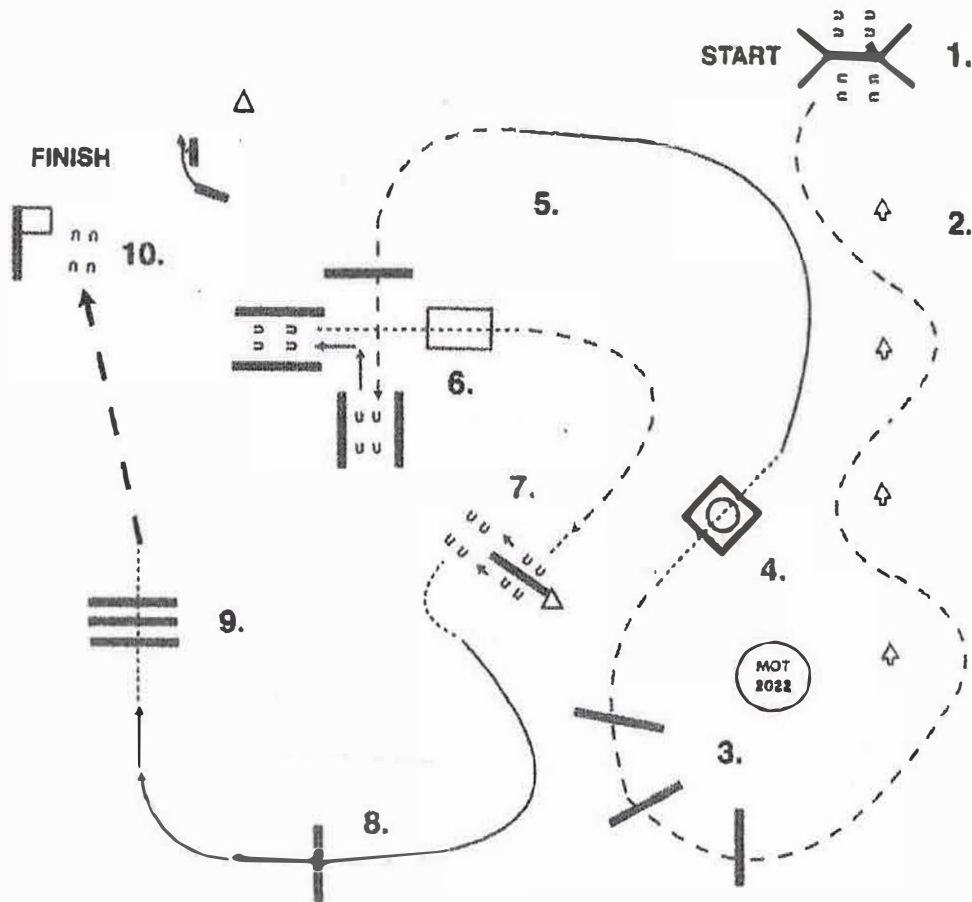
1. Work Gate with Right Hand.
2. Trot through serpentine, and trot around cones.
3. Trot over logs.
4. Walk into Box, Execute a 360 turn either way, Walk out box..
5. Lope Left Lead, then Trot over log and stop between logs..
Back between and back a corner between logs, walk out
6. Walk over Bridge.
7. Trot up to log. step up over log and side pass over log to the Right.
8. Lope.
9. Walk over logs, extend the trot to mail box.
10. Open mailbox, remove and replace letter, close box

Pattern Provided by:

BQHA

Western Summer Show

Ranch Trail Novice Youth/ Novice Amateur



1. Work Gate with Right Hand.
2. Trot through serpentine, and trot around cones.
3. Trot over logs.
4. Walk Into Box, Execute a 360 turn either way, Walk out box..
5. Lope Left Lead, then Trot over log and stop between logs..
Back between and back a corner between logs, walk out
6. Walk over Bridge.
7. Trot up to log, step up over log and side pass over log to the Right.
8. Lope over Log (Right Lead).
9. Walk over logs, extend the trot to mail box.
10. Open mailbox, remove and replace letter, close box

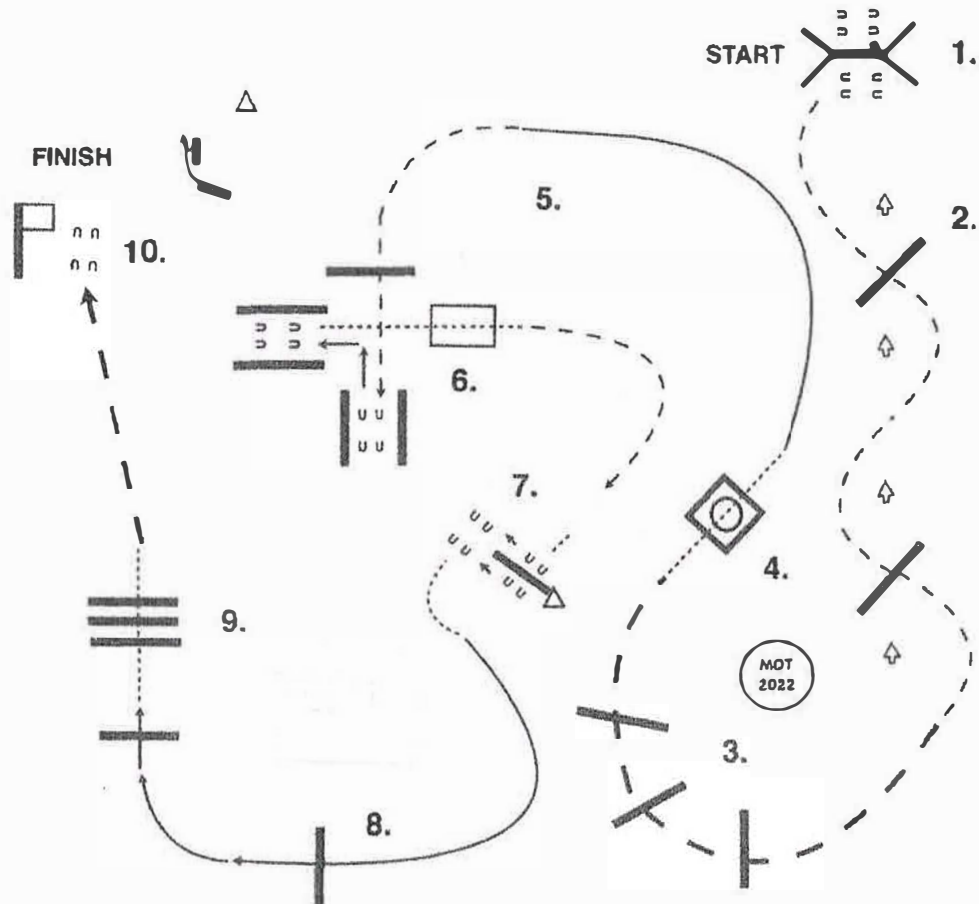
Pattern Provided by:

BQHA

©2024 HorseShowPatterns.com. All Rights Reserved.

Western Summer Show

Ranch Trail Youth



1. Work Gate with Right Hand.
2. Trot through serpentine, and trot around cones, trot over logs.
3. Extend the trot over logs.
4. Walk Into Box, Execute a 360 turn either way, Walk out box..
5. Lope Left Lead, then Trot over log and stop between logs..
Back between and back a corner between logs, walk out
6. Walk over Bridge.
7. Trot up to log, step up over log and side pass over log to the Right.
8. Lope over Logs (Right Lead). Stop after second log.
9. Walk over logs, extend the trot to mail box.
10. Open mailbox, remove and replace letter, close box

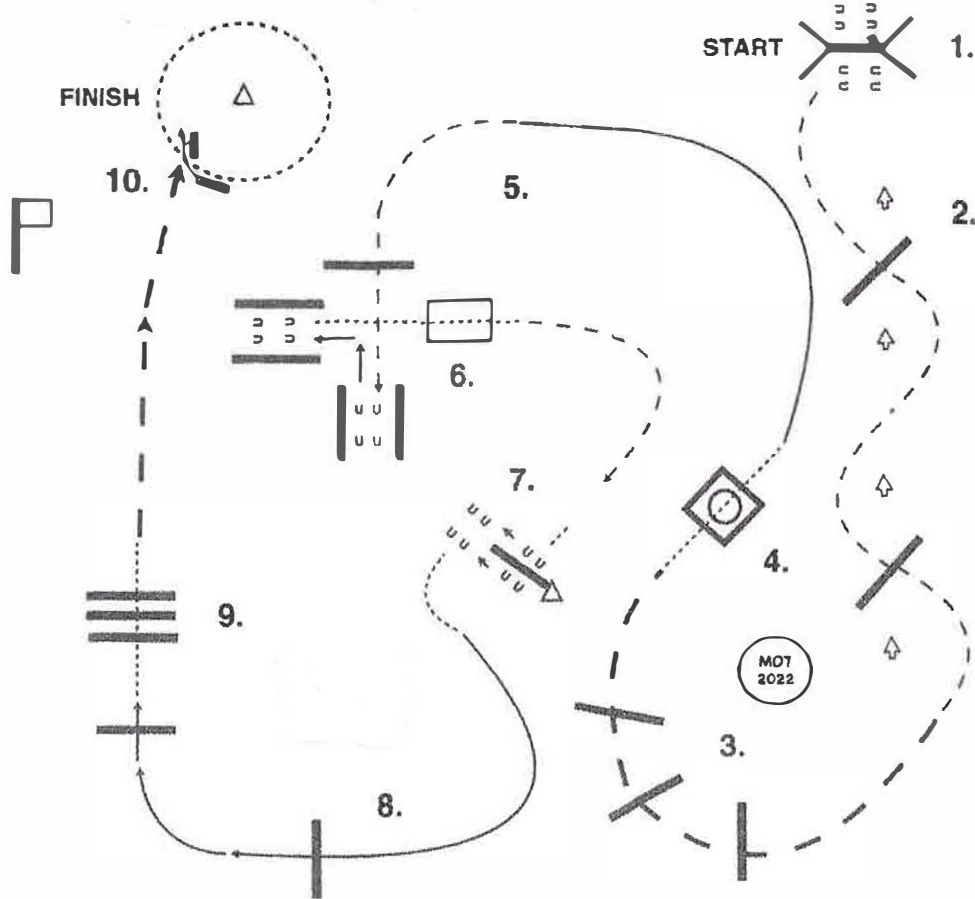
Pattern Provided by:

BQHA

©2021 BQHA. All Rights Reserved.

Western Summer Show

Ranch Trail Amateur/Open



1. Work Gate with Right Hand.
2. Trot through serpentine, and trot around cones, trot over logs.
3. Extend the trot over logs.
4. Walk into Box, Execute a 360 turn either way, Walk out box..
5. Lope Left Lead, then Trot over log and stop between logs..
Back between and back a corner between logs, walk out
6. Walk over Bridge.
7. Trot up to log, step up over log and side pass over log to the Right.
8. Lope over Logs (Right Lead). Stop after second log.
9. Walk over logs, extend the trot to drag.
10. Grab the Rope, drag the log (walk or trot around marker) and Replace the rope at the hook.

Pattern Provided by:

BQHA

© 2022 BQHA. All Rights Reserved.

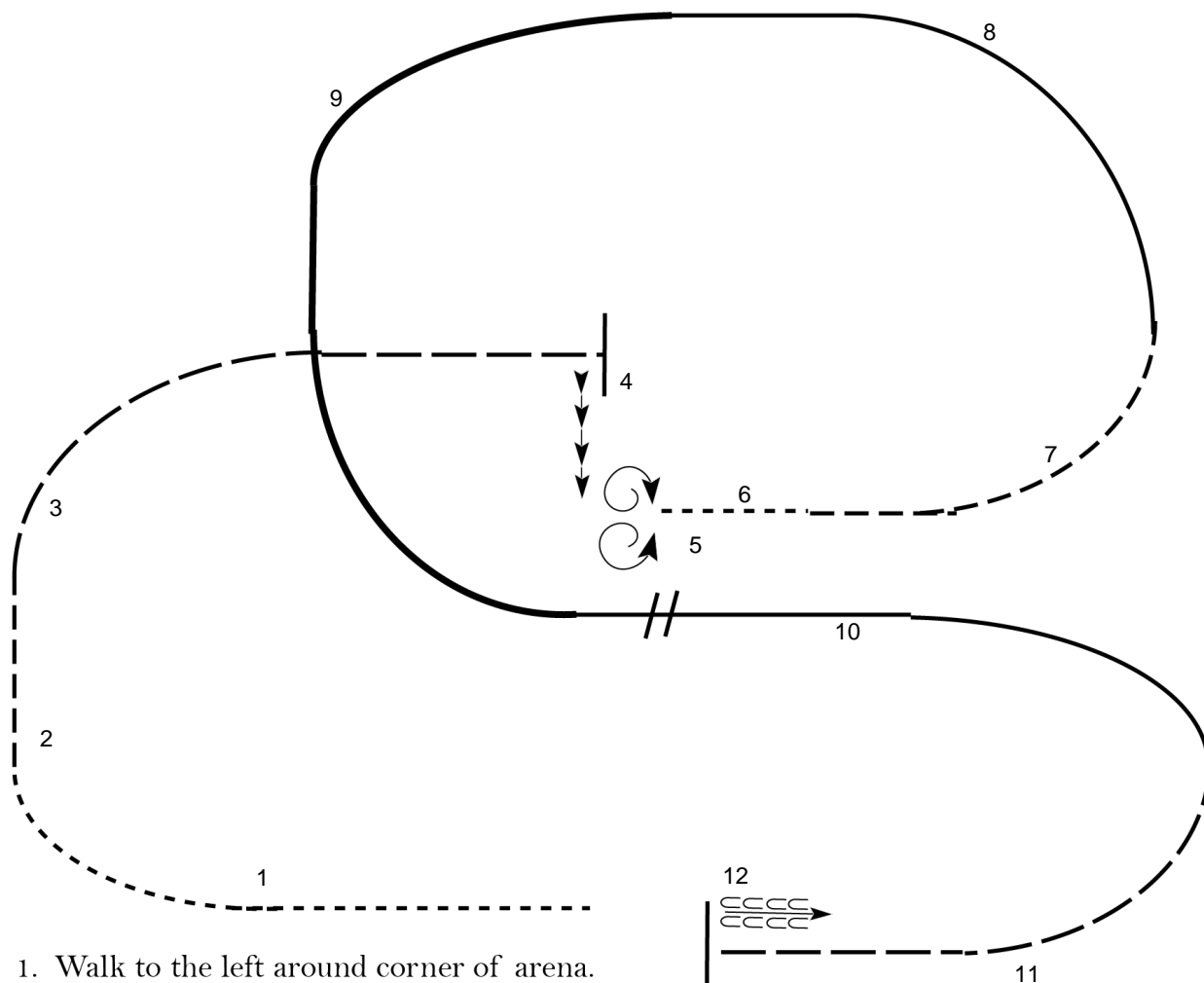
Western Summer Show

Ranch Riding (W&J)

Show Date: 06-20-2026

www.HorseShowPatterns.com

www.HorseShowPatterns.com



1. Walk to the left around corner of arena.
2. Trot
3. Extend alongside of the arena and around the corner to center.
4. Stop, side pass right
5. 360 degree turn each direction (either way 1st)
6. Walk.
7. Trot.
8. Extended Trot
9. Trot
10. Extended Trot
11. Trot
12. Stop and Back

Walk	-----
Jog	- - - - -
Extended Jog	— — — — —
Lope	
Lead Change	— / —
Back	← — — — —
Marker	(B)

[RR/3]

Pattern Provided by:

BQHA

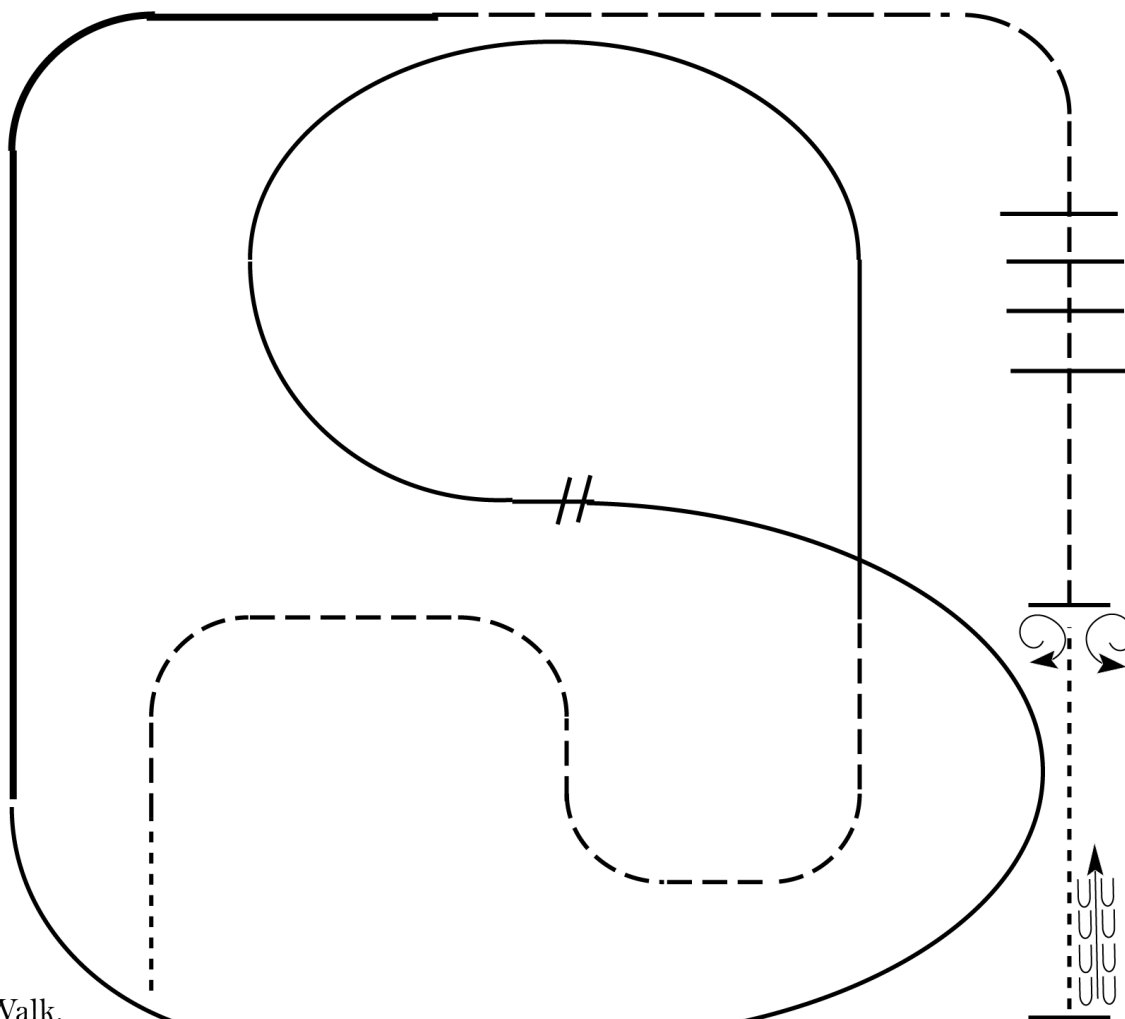
Western Summer Show

Ranch Riding (Beginners / Green Horse)

Show Date: 06-20-2026

www.HorseShowPatterns.com

www.HorseShowPatterns.com



1. Walk.
2. Trot serpentine
3. Lope left lead around end of arena and then diagonally across arena.
4. Change leads (simple or flying) and
5. Lope on the right lead around end of the arena.
6. Extend lope on the straight away around corner to center of arena.
7. Extend trot around corner of arena
8. Collect to a trot
9. Trot over poles
10. Stop do a 360 turn each direction (either direction 1st)
11. Walk, stop and back.

Walk	-----
Jog	- - - - -
Extended Jog	— — — — —
Lope	
Lead Change	//
Back	← ← ← ← ←
Marker	(B)

[RR/4]

Pattern Provided by:

BQHA

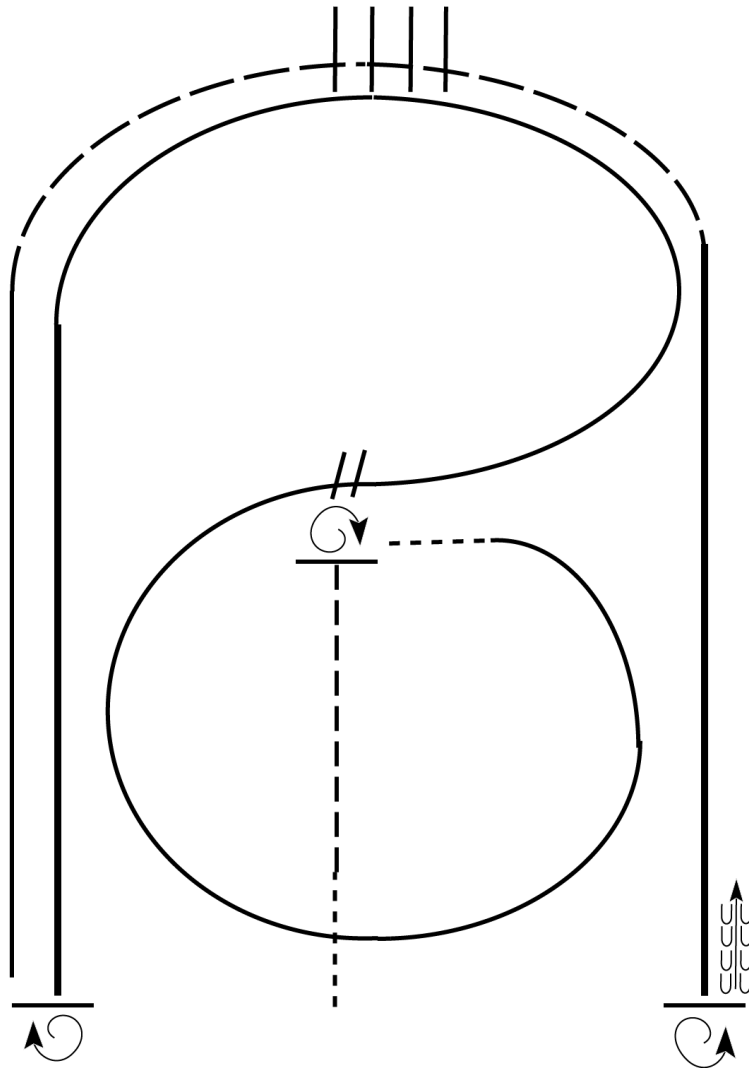
Western Summer Show

Ranch Riding (Novice Youth / Novice Amateur)

Show Date: 06-20-2026

www.HorseShowPatterns.com

www.HorseShowPatterns.com



1. Walk
2. Jog
3. Stop, do a 1 1/4 turn to the right
4. Walk. Then, lope small circle on the right lead
5. Change leads, (simple or flying) lope left lead around end of the arena
6. Extend the lope on the left lead
7. Stop, do a 2 1/2 turns right
8. Lope straight on the right lead
9. Extend the jog around end of the arena across poles/logs
10. Extend the lope on right lead
11. Stop, do 2 turns left
12. Back

Walk	-----
Jog	- - - - -
Extended Jog	— — — —
Lope	—————
Lead Change	
Back	
Marker	(B)

[RR/6]

Pattern Provided by:
BQHA

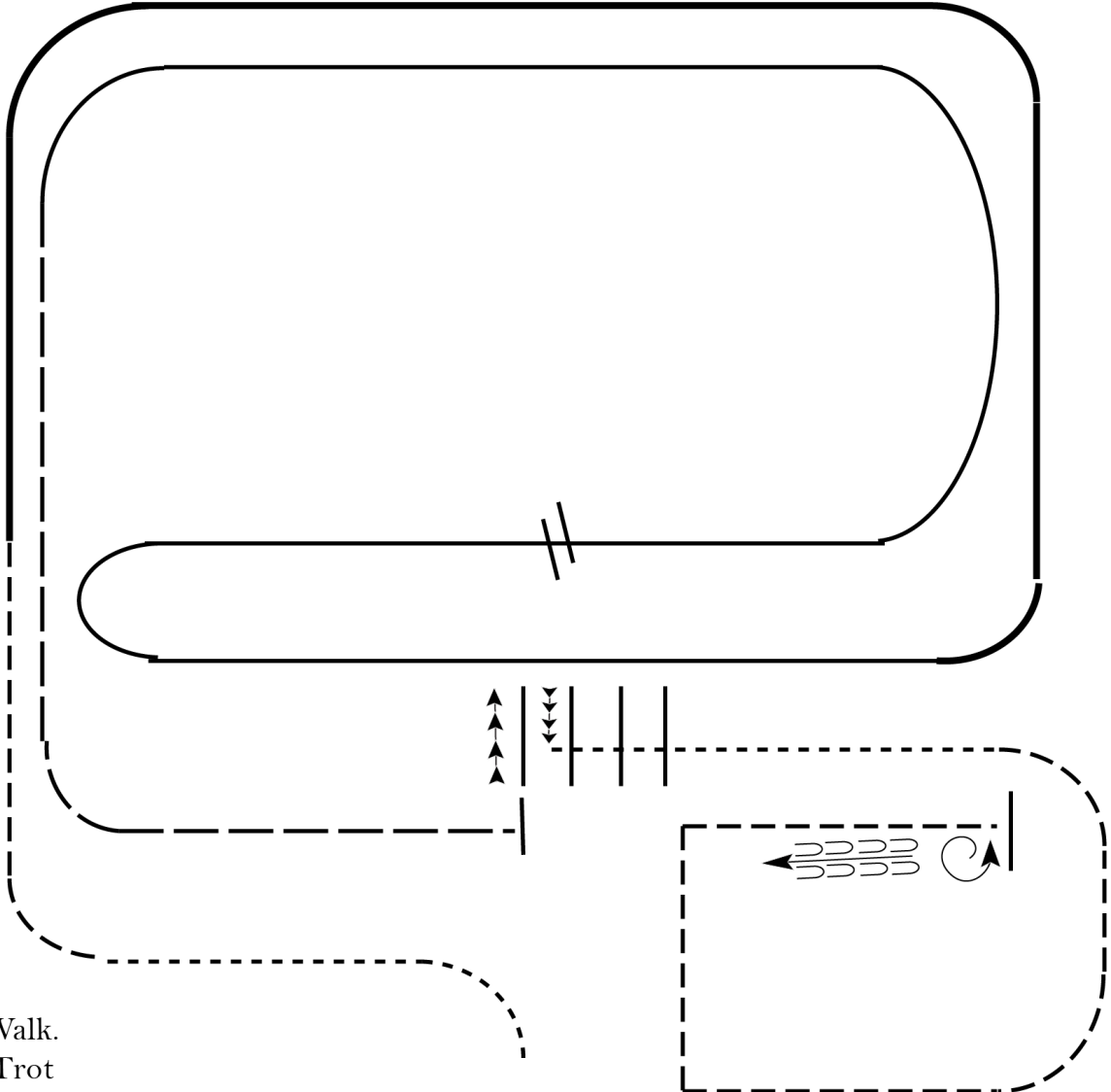
Western Summer Show

Ranch Riding (Youth / Amateur / Open)

Show Date: 06-20-2026

www.HorseShowPatterns.com

www.HorseShowPatterns.com



1. Walk.
2. Trot
3. Extended lope-right lead
4. Lope right lead
5. Change leads (simple or flying)
6. Lope left lead
7. Extended trot
8. Stop, side pass left, side pass right, 1/2 way
9. Walk over logs
10. Walk
11. Trot square
12. Stop, 360 degree turn left, back

Walk	-----
Jog	- - - - -
Extended Jog	-----
Lope	
Lead Change	/
Back	←←←←←
Marker	ⓑ

[RR/5]

Pattern Provided by:
BQHA

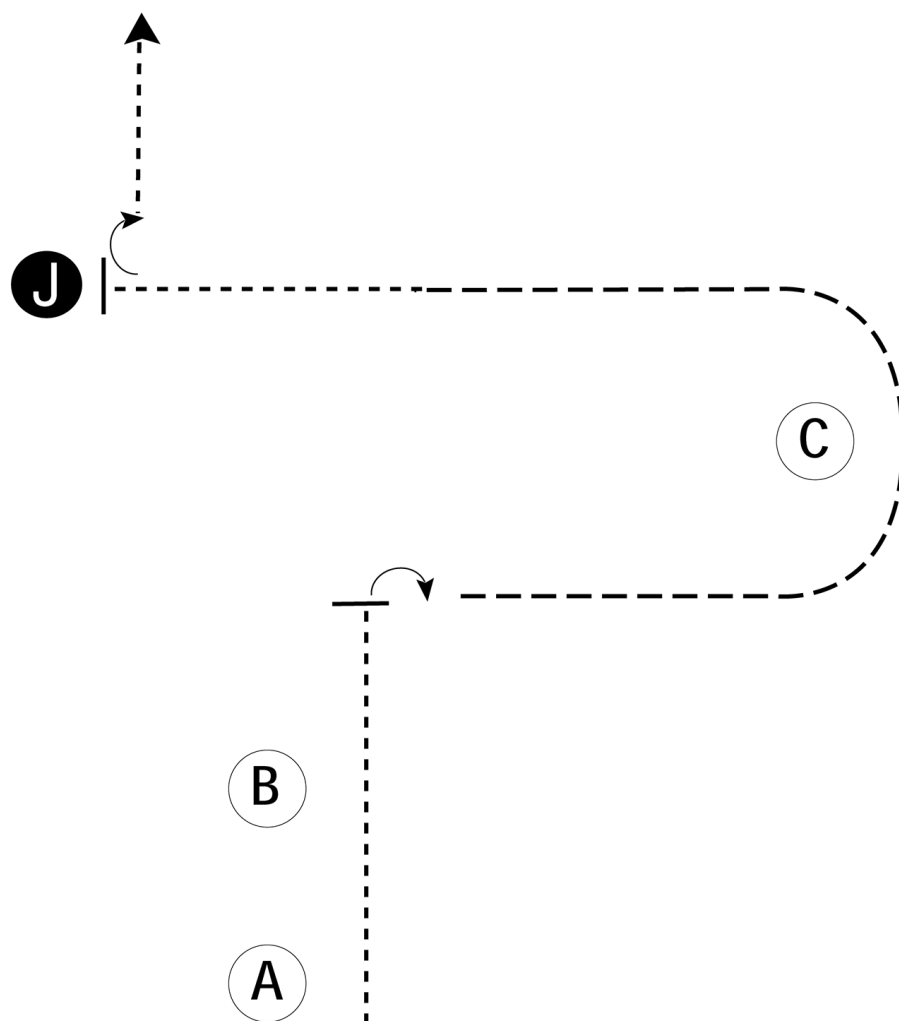
Western Summer Show

Showmanship At Halter (Beginners)

Show Date: 06-20-2026

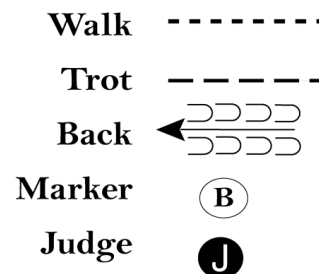
w w w . H o r s e S h o w P a t t e r n s . c o m

w w w . H o r s e S h o w P a t t e r n s . c o m



Be ready at A.

1. Walk approximately one horse length past B.
2. Stop and perform a 90 degree turn.
3. Trot around C and toward judge.
4. When halfway to judge, break to a walk.
5. Walk to judge. Stop and set up for inspection.
6. When dismissed, perform a 90 degree turn.
7. Walk straight away from judge.



Follow the instructions of your ring steward.

[S/WT-48]

Pattern Provided by:

BQHA

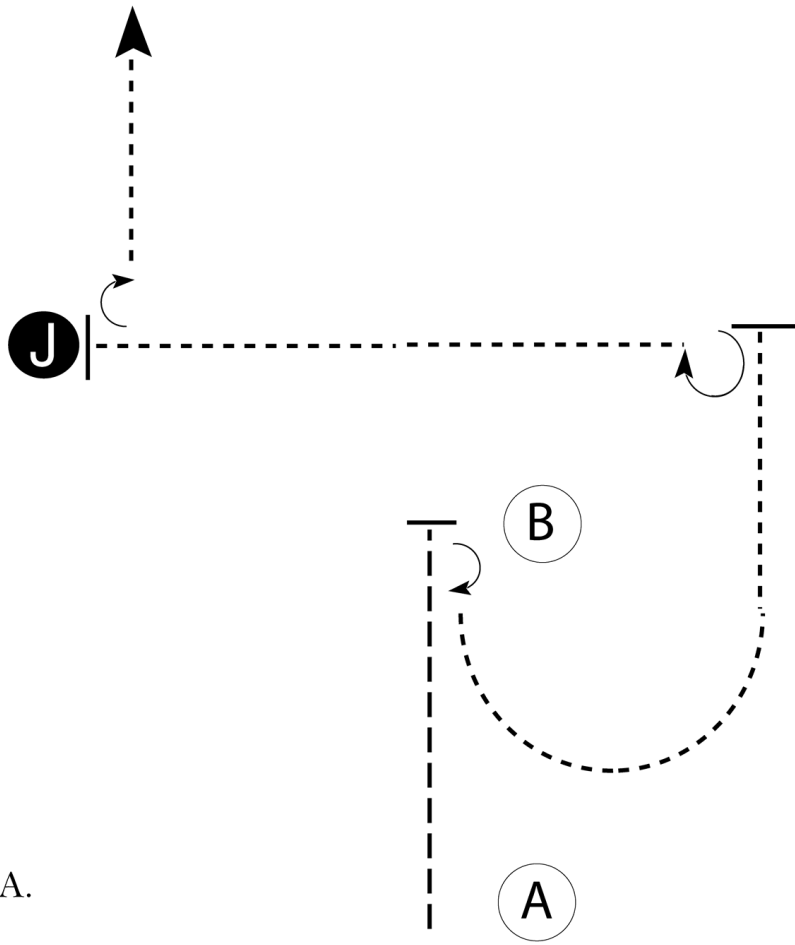
Western Summer Show

Showmanship At Halter (Novice Youth / Novice Amateur)

Show Date: 06-20-2026

w w w . H o r s e S h o w P a t t e r n s . c o m

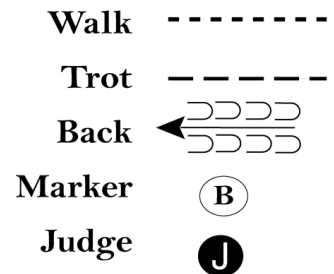
w w w . H o r s e S h o w P a t t e r n s . c o m



Be ready at A.

1. Trot to B.
2. Stop and perform a 180 degree turn.
3. Walk a half circle and continue to walk straight until even Judge.
4. Perform a 270 degree turn.
5. Walk to Judge. Stop and set up for inspection.
6. When dismissed, turn 90 degrees and walk straight away.

Follow the instructions of your ring steward.



[S/WT-69]

Pattern Provided by:

BQHA

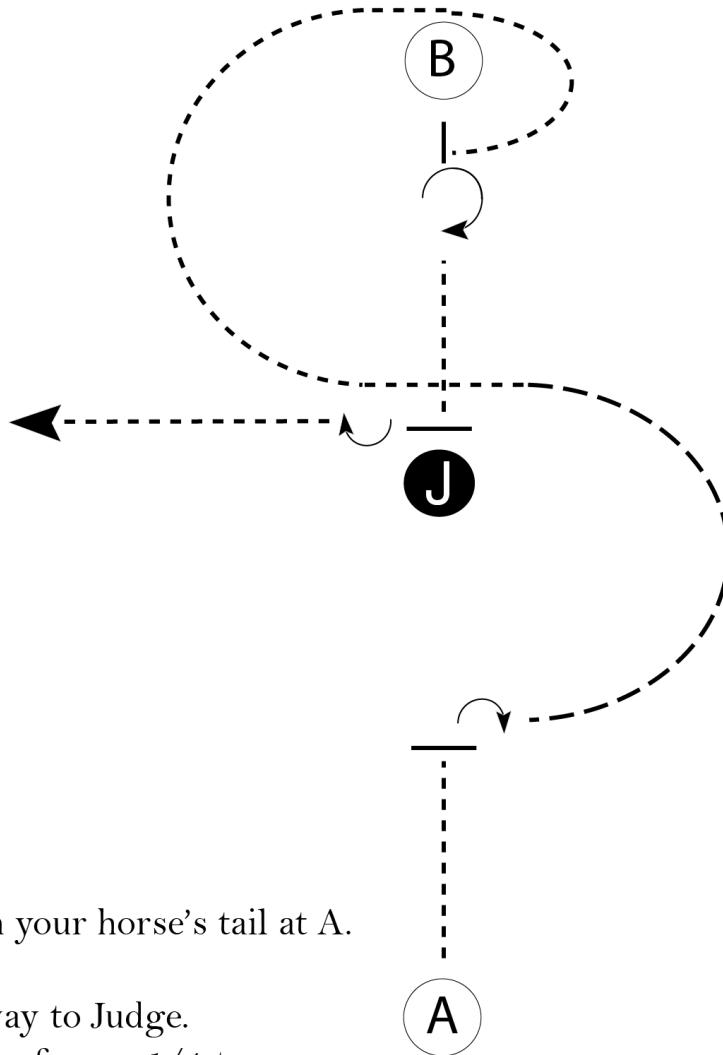
Western Summer Show

Showmanship At Halter (Youth / Amateur / Open)

Show Date: 06-20-2026

w w w . H o r s e S h o w P a t t e r n s . c o m

w w w . H o r s e S h o w P a t t e r n s . c o m



Be ready with your horse's tail at A.

1. Walk halfway to Judge.
2. Stop and perform a 1/4 turn.
3. Trot a half circle. Break to a walk before Judge and walk to and around B as shown.
4. Stop and perform a 3/4 turn and walk to Judge.
5. Stop and set up for inspection.
6. When dismissed, perform a 1/4 turn and walk straight away to exit.

Follow the instructions of your ring steward.

Walk	-----
Trot	- - - - -
Back	← ⊞ ⊞ ⊞ ⊞
Marker	⊞
Judge	⊚

[S/WT-66]

Pattern Provided by:

BQHA

Western Summer Show

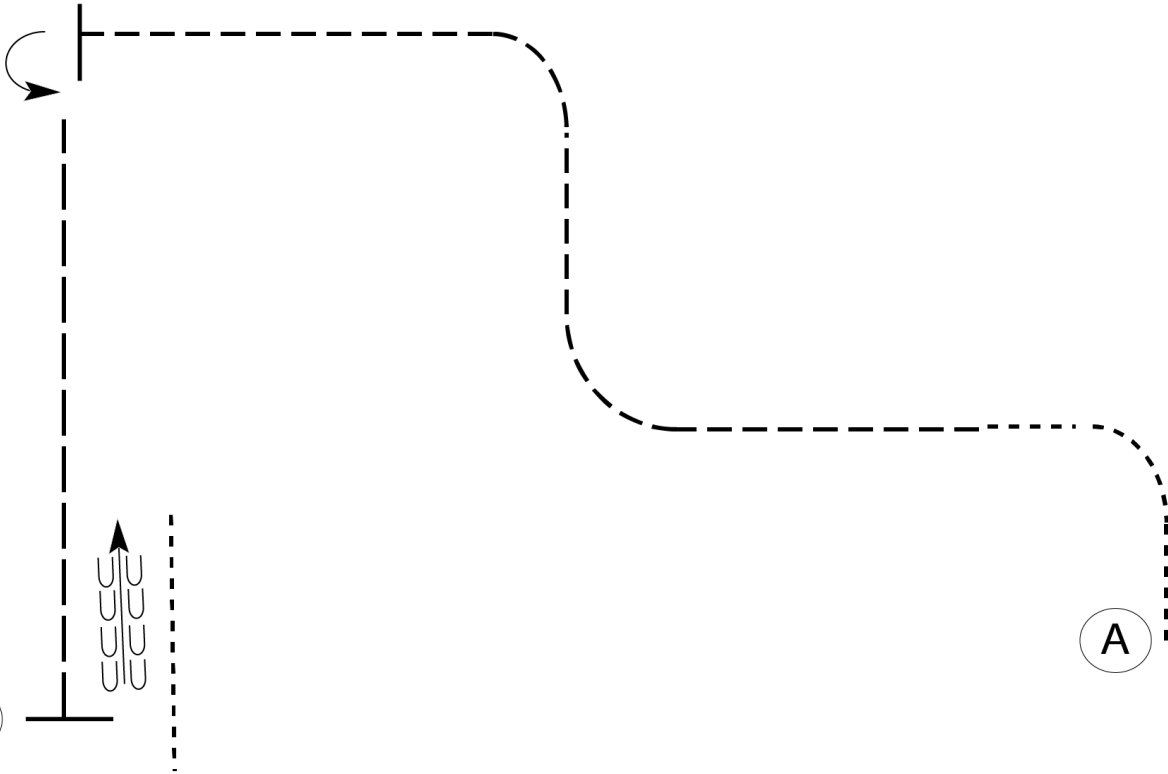
Western Horsemanship (W&J)

Show Date: 06-20-2026

w w w . H o r s e S h o w P a t t e r n s . c o m

w w w . H o r s e S h o w P a t t e r n s . c o m

(B)



(A)

(C)

Be ready at A.

1. Walk arc.
2. Jog and stop.
3. Perform a 1/4 turn left.
4. Extended jog and stop.
5. Back and walk to exit.

Walk	-----
Jog	- - - - -
Extended Jog	— — — —
Lope	
Lead Change	— / —
Back	← — — — —
Marker	(B)

[WH/WT-123]

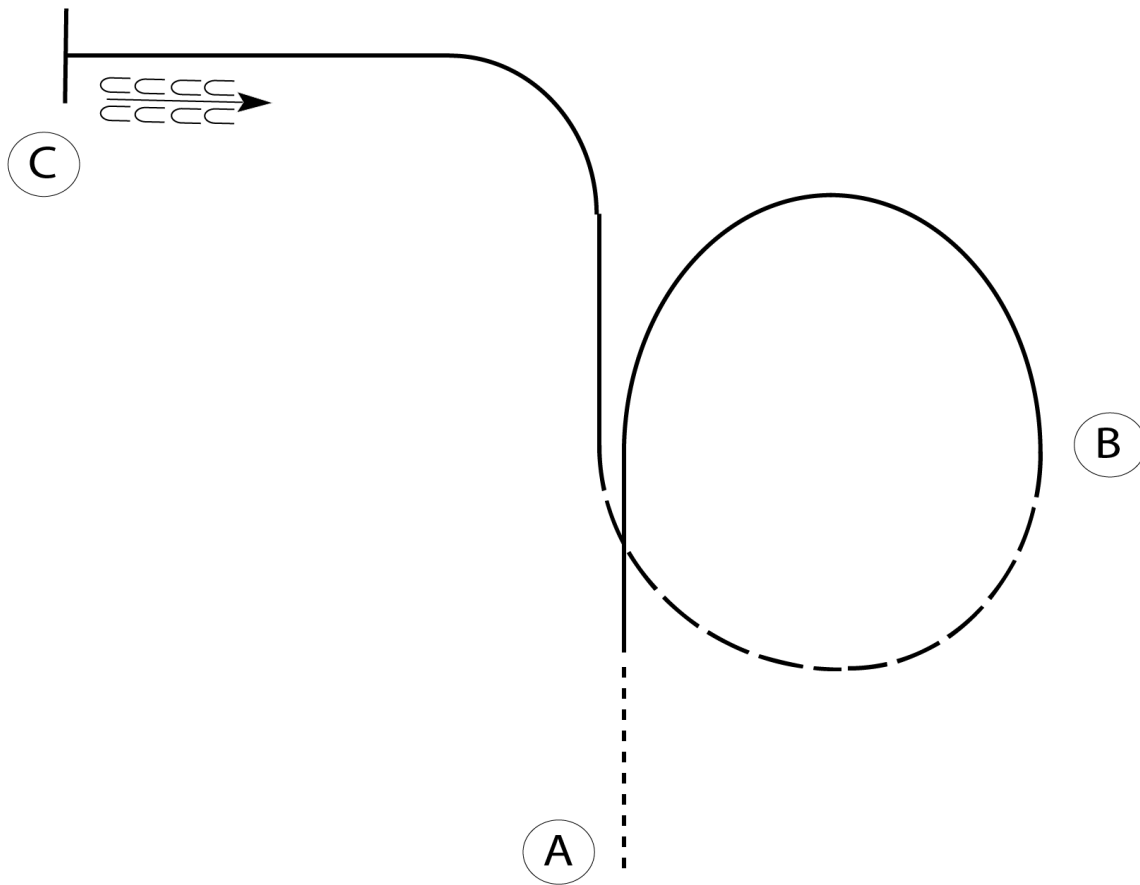
Pattern Provided by:

BQHA

Western Summer Show

Western Horsemanship (Beginners)

Show Date: 06-20-2026



Be ready at A. Not being ready at A is considered LATE.

1. Walk FORWARD approximately 2 horse lengths from A.
2. Lope right lead until even with B.
3. Continue the lope in a half circle until even with B.
4. Extended jog to close the circle.
5. Left lead lope in an arc to C.
6. Stop and Back approximately 5 steps.
Pattern is complete.

Walk
Jog	-----
Extended Jog	-----
Lope	—————
Lead Change	———/———
Back	←————
Marker	(B)

[WH/1-121]

Pattern Provided by:

BQHA

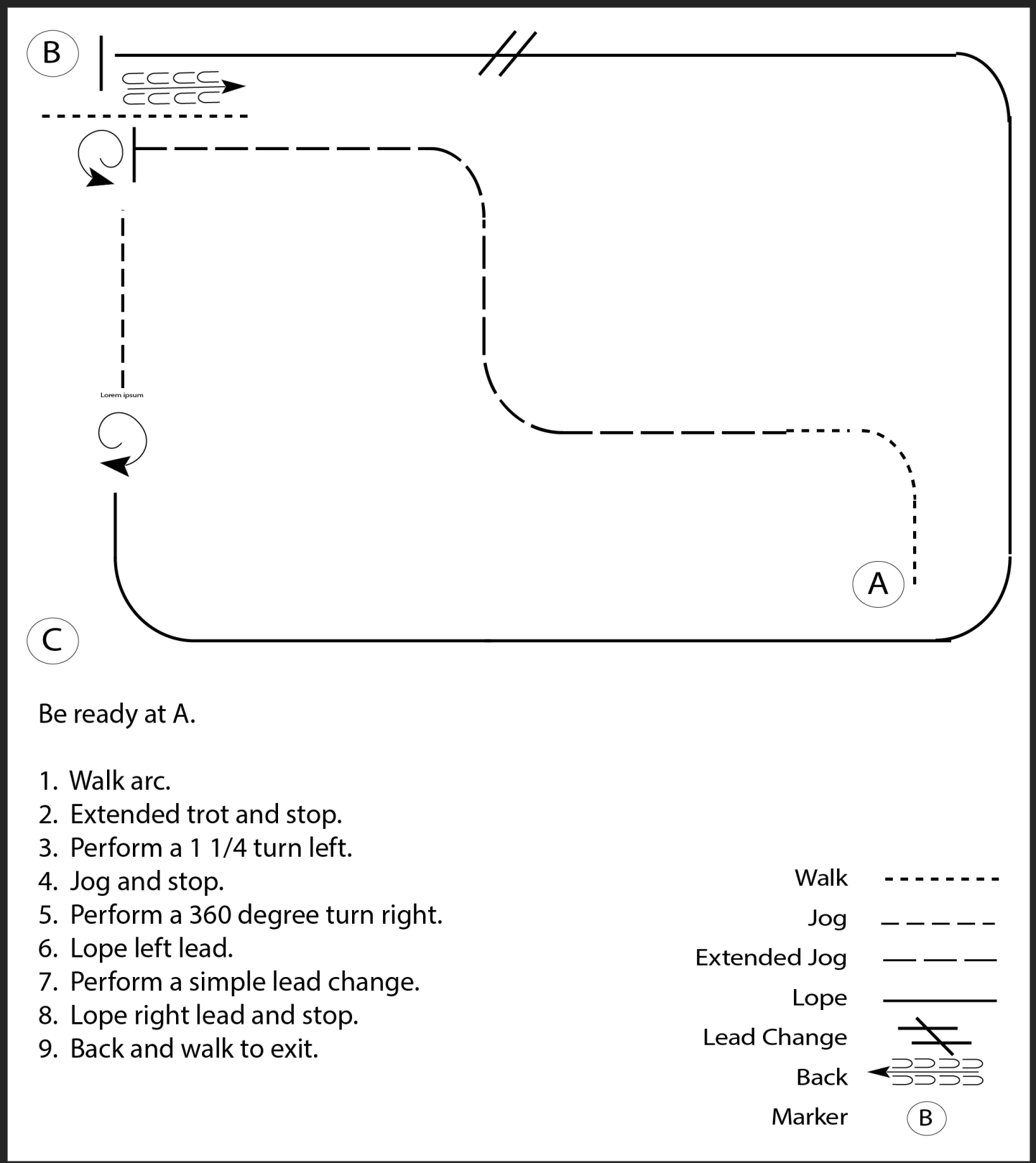
Western Summer Show

Western Horsemanship (Youth / Amateur)

Show Date: 06-20-2026

w w w . H o r s e S h o w P a t t e r n s . c o m

w w w . H o r s e S h o w P a t t e r n s . c o m



Be ready at A.

1. Walk arc.
2. Extended trot and stop.
3. Perform a 1 1/4 turn left.
4. Jog and stop.
5. Perform a 360 degree turn right.
6. Lope left lead.
7. Perform a simple lead change.
8. Lope right lead and stop.
9. Back and walk to exit.

[WH/2-123]

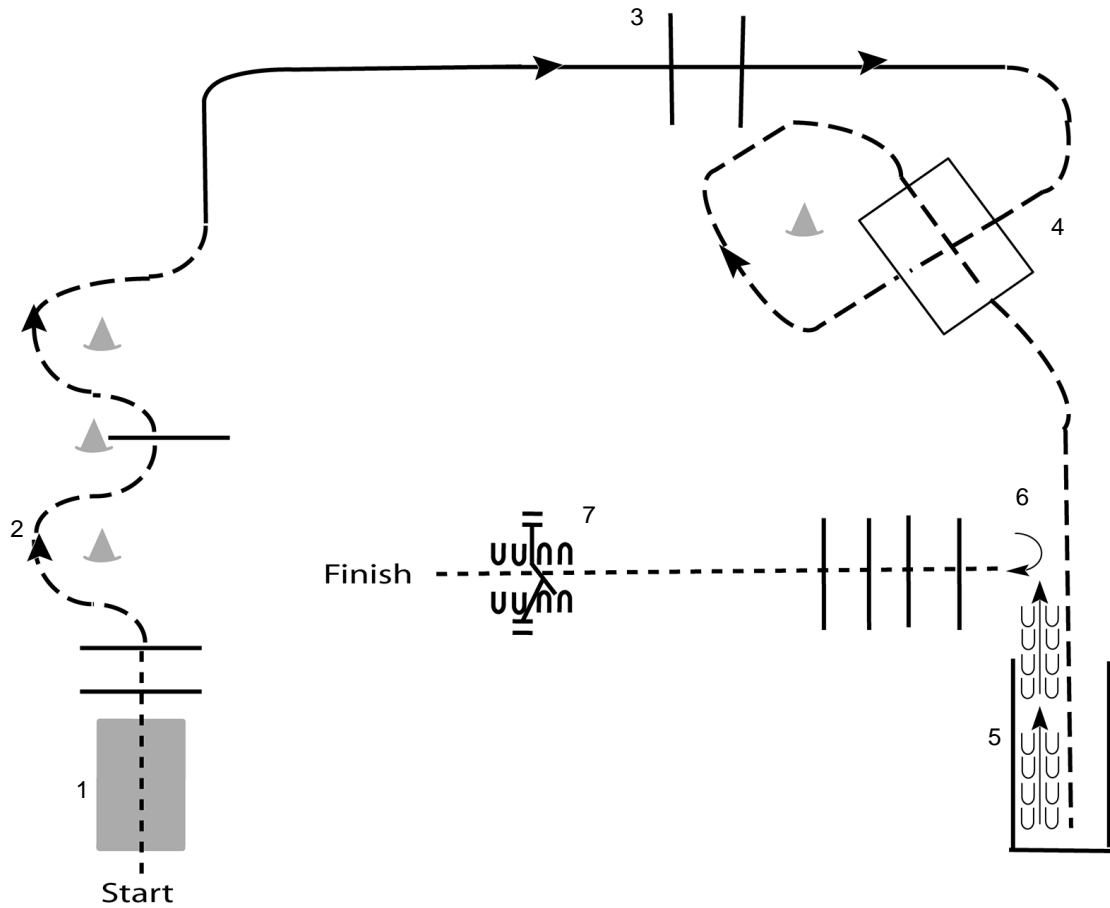
Pattern Provided by:

BQHA

Western Summer Show

Trail (In Hand / W&J)

Show Date: 06-20-2026



Be ready at start.

1. Walk over bridge and over poles.
2. Jog through serpentine and over pole.
3. Jog over poles
4. Jog through box and into chute.
5. Back out of chute.
6. Turn 90 degrees and walk over elevated poles.
7. Work gate with left hand.

Walk	-----
Jog	-----
Extended Jog	-----
Lope	—————
Leg Yield	
Lead Change	—/—
Back	←←←←←
Marker	Ⓚ
Sidepass	←-----→

[T/1-6]

Pattern Provided by:

BQHA

www.HorseShowPatterns.com

www.HorseShowPatterns.com

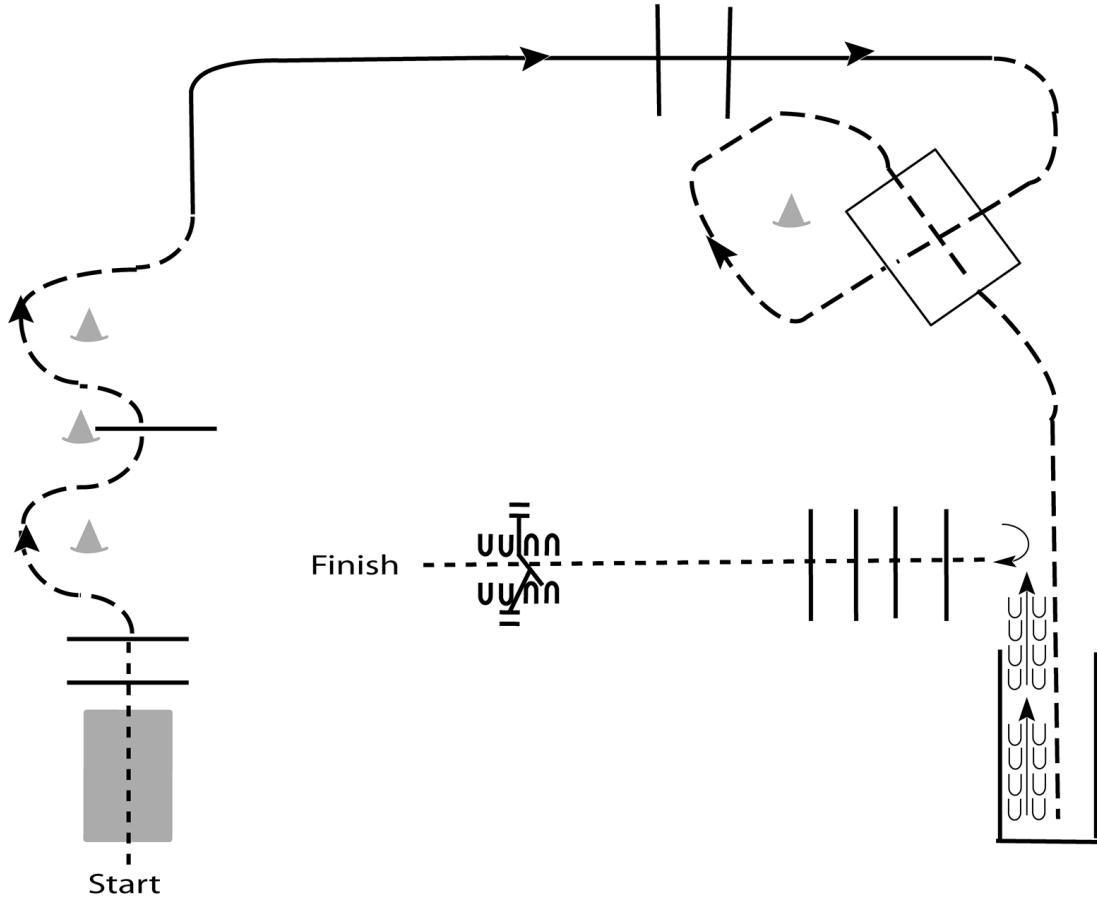
Western Summer Show

Trail (Beginners / Green Horse Open)

Show Date: 06-20-2026

www.HorseShowPatterns.com

www.HorseShowPatterns.com



Be ready at start.

1. Walk over bridge and over poles.
2. Jog through serpentine and over pole.
3. Lope on the right lead over poles.
4. Jog through box and into chute.
5. Back out of chute.
6. Turn 90 degrees and walk over elevated poles.
7. Work gate with left hand.

Walk	-----
Jog	-----
Extended Jog	-----
Lope	—————
Leg Yield	
Lead Change	—/—
Back	←←←←←
Marker	Ⓚ
Sidepass	←-----→

[T/1-6]

Pattern Provided by:

BQHA

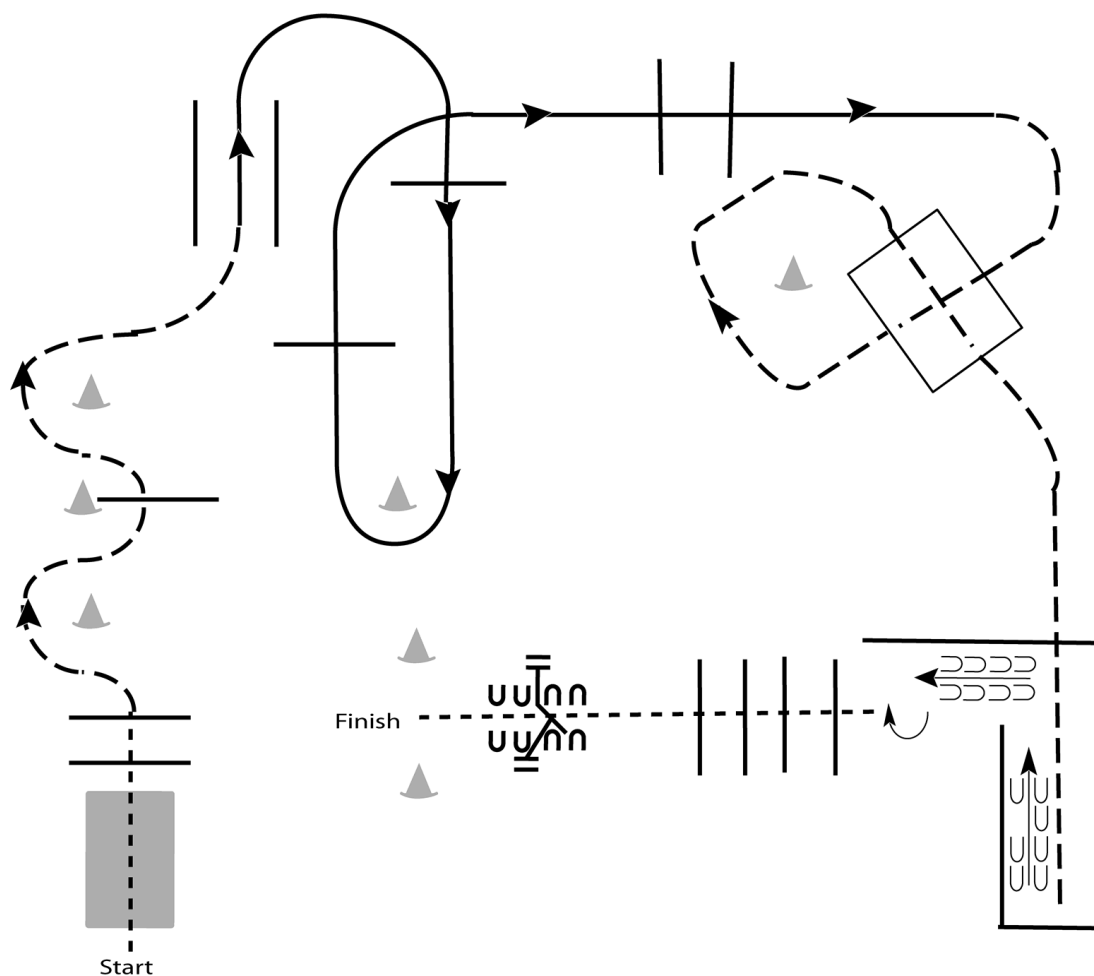
Western Summer Show

Trail (Novice Youth / Novice Amateur)

Show Date: 06-20-2026

www.HorseShowPatterns.com

www.HorseShowPatterns.com



Begin at Start.

1. Walk over bridge and over poles.
2. Jog through serpentine and over pole.
3. Lope on the right lead over poles.
4. Jog through box and into chute.
5. Back the L.
6. Turn 180 degrees and walk over elevated poles.
7. Work gate with left hand.

Walk	-----
Jog	- - - - -
Extended Jog	- - - - -
Lope	—————
Leg Yield	
Lead Change	— / —
Back	←←←←←
Marker	Ⓚ
Sidepass	←-----→

[T/2-7]

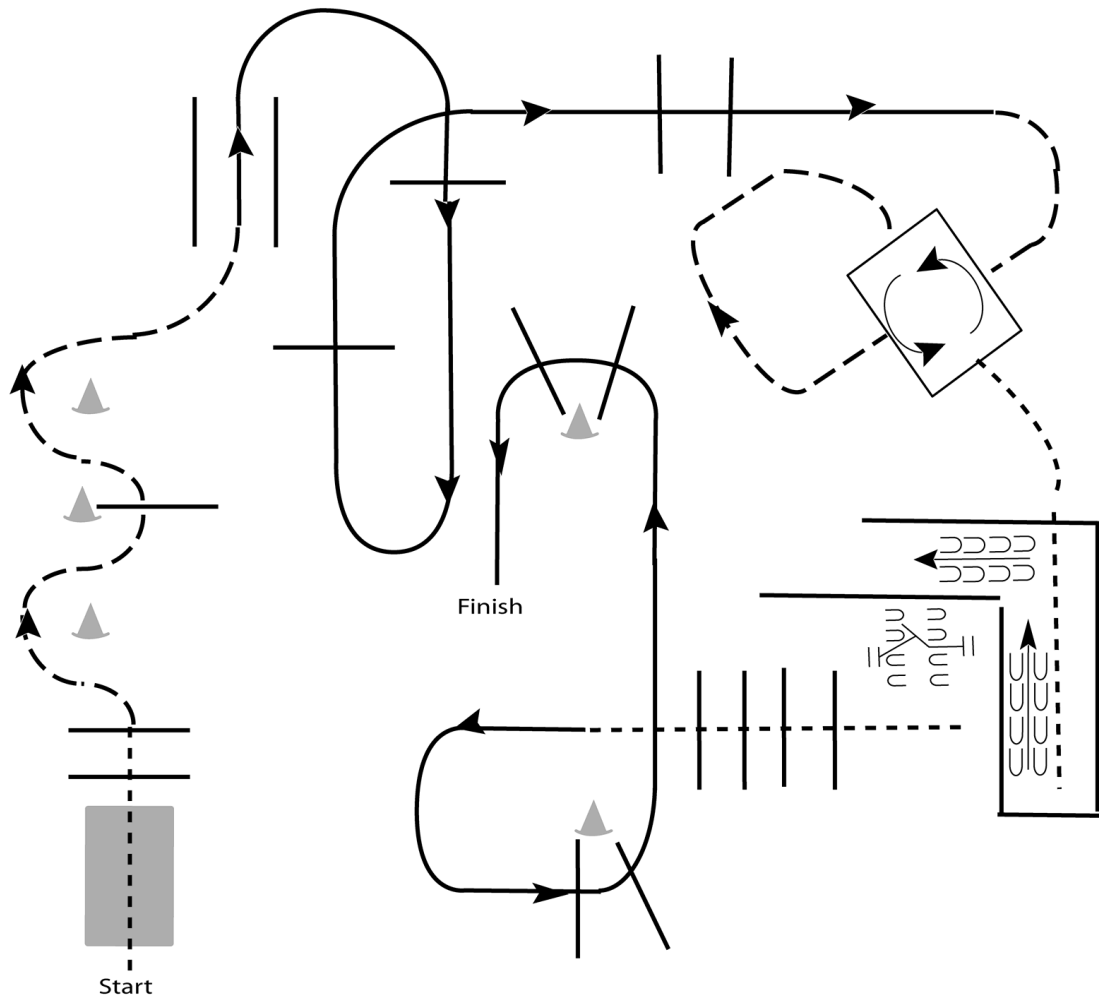
Pattern Provided by:

BQHA

Western Summer Show

Trail (Youth / Amateur / Open)

Show Date: 06-20-2026



1. Walk over bridge and over poles
2. Jog through serpentine and over pole
3. Lope on the right lead over poles
4. Jog through box, then jog into box
5. Turn 360 degrees to the left in the box
6. Walk out of box and into chute
7. Back the L
8. Work the gate
9. Walk over poles
10. Lope on the left lead over poles to finish

Walk	-----
Jog	-----
Extended Jog	-----
Lope	—————
Leg Yield	
Lead Change	—/—
Back	←←←←← →→→→→
Marker	Ⓚ
Sidepass	←-----→

[T/3-4]

Pattern Provided by:

BQHA

www.HorseShowPatterns.com

www.HorseShowPatterns.com